
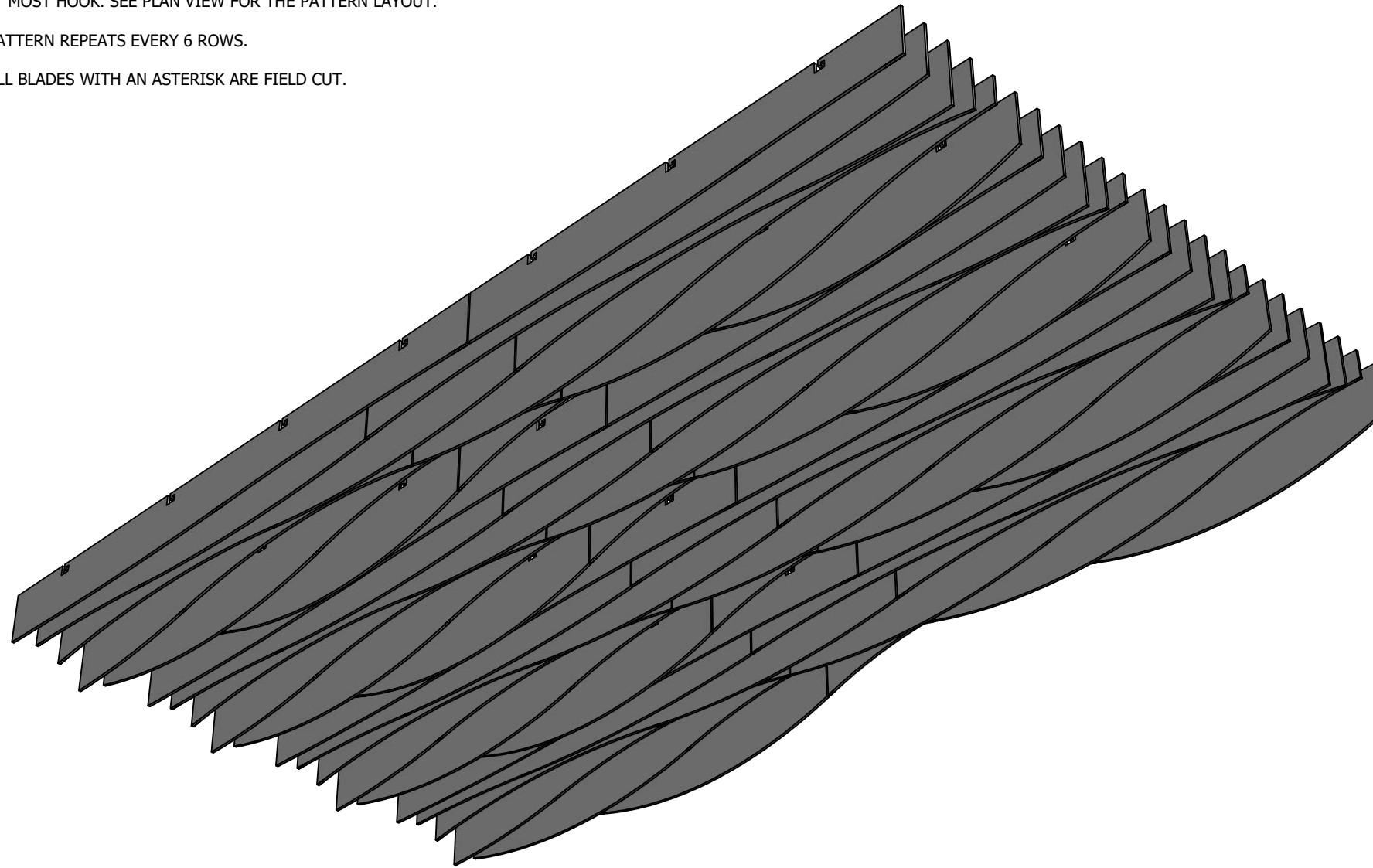


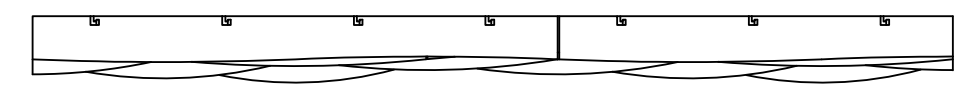
NOTES:

1. FRONT OF BLADE WILL HAVE THE 2 DIGIT IDENTIFICATION NUMBER ON THE LEFT MOST HOOK. SEE PLAN VIEW FOR THE PATTERN LAYOUT.
2. PATTERN REPEATS EVERY 6 ROWS.
3. ALL BLADES WITH AN ASTERISK ARE FIELD CUT.

KITS IN PATTERN		
QTY	ITEM #	DESCRIPTION
2	6533KEF0001	96" Ebbs and Flows Blades Kit



PLAN VIEW



FRONT VIEW



FELTWORKS BLADES
EBBS AND FLOWS PATTERN 2

DRAWN BY: MAD DATE: 10/8/2019 PD

These drawings show typical conditions which the Armstrong products depicted are installed. They are not a substitute for an architect's or engineer's plan and do not reflect the unique requirements of local building codes, laws, statutes, ordinances, rules and regulations (Legal Requirements) that may be applicable for a particular installation. Armstrong does not warrant, and assumes no liability for the accuracy or completeness of the drawings for a particular installation or their fitness for a particular purpose. The user is advised to consult with a duly licensed architect or engineer in the particular locale of the installation to assure compliance with all legal requirements. Armstrong is not licensed to provide professional architecture or engineering design services.