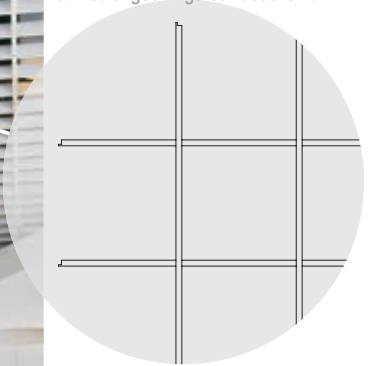



METALWORKS™ Open Cell *Custom looks with Standard Products*
 Square Lay-in
 smooth texture

CAD/Revit® drawings at:
armstrongceilings.com/cadrevit



plus capabilities
 to do more



▲ MetalWorks™ Open Cell 8" Lay-in panels in White

armstrongceilings.com/capabilities
 See more photos at:
armstrongceilings.com/photogallery


Durable Open Cell panels are 100% accessible and offer a clean, modern design option.

KEY SELECTION ATTRIBUTES

- Open look with crisp, white finish
- Variety of design options
- Helps mask the plenum
- Lay-in system is fast and easy to install in a standard suspension system
- Select products included in the FAST134 program – ready to ship in 4 weeks or less
- Framed 24" x 24" panels create seamless visual; no need for painted grid
- Durable post-production powder-coated finish



COLORS Due to printing limitations, shade may vary from actual product.



METALWORKS™ Open Cell

Square Lay-in
smooth texture

LEED® WELL™ | LBC

UP TO **20% RECYCLED CONTENT**

energy management
construction waste mgmt
regional materials
design for flexibility
EPD
recyclable/producer resp.
biobased materials
recycled content
sourcing of raw materials
material ingredient reporting
low emitting materials
lighting quality
acoustics

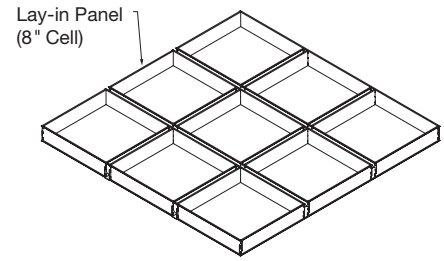
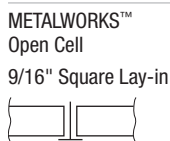
Calculate sustainability with GreenGenie™
armstrongceilings.com/greengenie

LOCATION DEPENDENT

WITH INFILL PANEL

VISUAL SELECTION

Item No.	Dimensions Nominal W x L (Inches) Custom Sizes Available	Interior Cell Size	% Open Area	Fire Performance
6188	24" x 24"	3"	75%	Class A
6189	24" x 24"	4"	81%	Class A
6193	24" x 24"	6"	87%	Class A
6194	24" x 24"	8"	90%	Class A



Installs in standard 9/16" T-Bar suspension system



FAST134 program items ready to ship from manufacturer in 4 weeks or less. Up-to-date lead times and product options (sizes and colors) at armstrongceilings.com/fast134.

ACCESSORIES

Item No.	Description	Item No.	Description
6106	3" Metal Infill Panel	6068	6" Metal Infill Panel
6067	4" Metal Infill Panel	6109	8" Metal Infill Panel

NOTE: Adjustable Trim Clip used with standard Axiom® or MetalWorks Trim systems.

PHYSICAL DATA

Material
Aluminum, 0.016" thick

Dimensions
Panel: Nominal 24 x 24 x 1-1/2" blade height x 9/16" blade width (matches 9/16" suspension system)

Interior Cell Sizes
3", 4", 6", and 8"
Custom cell sizes also available upon request as premium options.

Surface Finish
Standard white in a powder-coated, post-production painted finish, as well as Custom colors. Contact TechLine for custom color matching requests.

Fire Performance
Class A: ASTM E84 surface burning characteristics. Flame Spread Index 25 or less. Smoke Developed Index 50 or less.

Fire Performance with Sprinklers
MetalWorks™ Open Cell ceilings may affect the planned fire sprinkler water distribution pattern, or possibly delay or accelerate the activation of the sprinkler or fire detection systems by channeling heat from a fire either toward or away from the device.
Designers and installers are advised to consult a fire protection engineer, NFPA 13, and local codes for guidance where automatic fire detection and suppression systems are present.

Seismic Restraint
MetalWorks Open Cell Lay-in panels have been engineered, tested, and approved for application in all seismic areas when installed per Armstrong installation instructions.

FAST134 Program Considerations
Size of Job Matters: Big jobs, over 2500 SF or 50 pieces for shapes/vertical elements will have longer lead times.

Location Matters: Transit time not included. We are ready to ship in 1 week on FAST1 items. However, transit to the states west of Wyoming may add time.

Distributor Truck Schedule Matters: We rely on distribution to help move products around the country. When speed matters, work with your local distributor to ensure FAST134 service.

Stock vs Made-to-Order Matters: FAST3 & FAST4 items are made-to-order and will ship direct to distributor. FAST1 (stocked items) will go through distribution and depend on distributor truck schedules.

Warranty
Details at armstrongceilings.com/warranty

Weight/Carton
Ranges from 7-20 lbs/ctn depending on interior cell size

Square Feet/Carton
40 SF/ctn (panels)



METALWORKS™ – Standard