







DISINFECTING GUIDELINES: Armstrong CleanAssure™ Family of Products




The CleanAssure™ family of products includes panels, suspension systems, and trim that can be disinfected using CDC recommended and EPA-approved disinfectants. Due to the potential impact on the finish, please follow the specific guidance below:

- It is recommended that only clear cleaners be used, as dyed liquids can permanently discolor the finish of the ceiling tiles.
- Cleaning is only recommended for the finished face of the board.
- The panels should never be soaked in water or other liquids, as this can have an adverse effect on board integrity.
- Use the safety recommendations for gloves and eye protection that are given by the manufacturer of the cleaner and cleaning equipment.

PRODUCT	FOG 		SPRAY 		WIPE 	
	Fiberlock Technologies, Inc. – ShockWave™ - Diluted 2oz per gallon	Diversey™ – Morning Mist™ Neutral Disinfectant Cleaner - Diluted 2oz per gallon	Bleach – 0.12%	Diversey™ – Morning Mist™ Neutral Disinfectant Cleaner - Diluted 0.085%	Diversey™ – Morning Mist™ Neutral Disinfectant Cleaner - Diluted 0.085%	Hydrogen Peroxide – 3%
ACOUSTIBuilt™ Ceiling & Wall Panels	•	•	•			
Axiom® Indirect Field Light Coves Indirect Light Coves Indirect Light Ledge Knife Edge® Moldings & Column Rings Paired Transitions Vector® Interlude®	•	•	•	•		•
Calla® Calla® High CAC High NRC PrivAssure™ Shapes for DESIGNFlex® Vector®	•	•				
Calla® Health Zone™	•	•		•	•	
Calla® Health Zone™ AirAssure™	•	•		•	•	
Ceramguard®/ Ceramguard® Fine Fissured™	•	•	•		•	
Cirrus®/Cirrus® High NRC	•	•			•	
Clean Room™ FL VL FL for Prelude® XL Max®	•	•	•		•	•
Clean Room™ Aluminum and Steel Suspension Systems	•	•	•	•		•
Continuous Load Path (CLP) for Prelude® XL®	•	•	•		•	•

PRODUCT	FOG 		SPRAY 		WIPE 	
	Fiberlock Technologies, Inc. – ShockWave™ - Diluted 2oz per gallon	Diversey™ – Morning Mist™ Neutral Disinfectant Cleaner - Diluted 2oz per gallon	Bleach – 0.12%	Diversey™ – Morning Mist™ Neutral Disinfectant Cleaner - Diluted 0.085%	Diversey™ – Morning Mist™ Neutral Disinfectant Cleaner - Diluted 0.085%	Hydrogen Peroxide – 3%
Drywall & ACOUSTIBuilt™ Linear Lighting	•	•	•	•		•
FeltWorks® Acoustical Panels						
FeltWorks® Blades						
Ebbs & Flows Kits						
Peaks & Valleys Kits			•			
Rectangles Kits						
FeltWorks® Open Cell						
Ebbs & Flows Kits						
Peaks & Valleys Kits						
Rectangles Kits						
Fine Fissured™ / Fine Fissured™ for Prelude® XL Max®		•				
Infusions™ Resilient Partitions						•
Interlude® XL® HRC Dimensional Tee	•	•	•	•		•
InvisAcoustics™		•				
Kitchen Zone™	•	•	•		•	•
Lyra®						
Plant Based (PB) Concealed						
PB Direct Apply	•	•				
PB Shapes for DESIGNFlex®						
Plant Based (PB)						
Plant Based (PB) High CAC						
Vector®						
MetalWorks™						
3D						
Blades–Classics™						
Canopies						
Capz						
Clip-on						
Concealed						
Linear-Classics™						
Linear-Diverge™						
Linear-Synchro™						
Shapes for DESIGNFlex®	•	•	•			•
Snap-in						
Tegular						
Torsion Spring						
Torsion Spring Shapes						
Vector® & Vector® Exterior						
Wings						
DESIGNFlex® Tegular						
MetalWorks™ Mesh						
Expanded Metal						
Welded Wire						
Woven Wire						

PRODUCT	FOG 		SPRAY 		WIPE 	
	Fiberlock Technologies, Inc. – ShockWave™ - Diluted 2oz per gallon	Diversey™ – Morning Mist™ Neutral Disinfectant Cleaner - Diluted 2oz per gallon	Bleach – 0.12%	Diversey™ – Morning Mist™ Neutral Disinfectant Cleaner - Diluted 0.085%	Diversey™ – Morning Mist™ Neutral Disinfectant Cleaner - Diluted 0.085%	Hydrogen Peroxide – 3%
Optima® PB & Spectra™ Capz™	•	•				
Optima® PB Concealed	•	•				
Optima® Health Zone™		•	•		•	
Optima® PB Health Zone™ Walls		•	•		•	
Optima® Lay-in & Tegular PB Shapes for DESIGNFlex® Plant Based Concealed Vector® Prelude® XL Max®		•				
Prelude® Concealed ML 15/16" Exposed Tee Plus XL® Aluminum 15/16" Exposed Tee Plus XL® Stainless Steel 15/16" Exposed Tee XL® 15/16" Exposed Tee Plus XL XL® 15/16" for Exterior Applications Fire Guard 15/16" Exposed Tee XL® High Recycled Content XL Max®	•	•	•	•		•
School Zone® Fine Fissured™		•		•		
School Zone® Fine Fissured™ AirAssure™		•		•		
Silhouette® XL® 9/16" Bolt Slot – 1/4" Reveal XL® 9/16" Bolt Slot – 1/4" Reveal	•	•	•	•		•
SingleSpan™ Acoustical Corridor System	•	•	•	•		•
SoundSoak® 60 Anchorage FR-701 Lido Metallation Rhythms® Spinel SoundSoak® 85 Anchorage FR-701 Lido Metallation Rhythms® Spinel Tempos	•					

PRODUCT	FOG 		SPRAY 		WIPE 	
	Fiberlock Technologies, Inc. – ShockWave™ - Diluted 2oz per gallon	Diversey™ – Morning Mist™ Neutral Disinfectant Cleaner - Diluted 2oz per gallon	Bleach – 0.12%	Diversey™ – Morning Mist™ Neutral Disinfectant Cleaner - Diluted 0.085%	Diversey™ – Morning Mist™ Neutral Disinfectant Cleaner - Diluted 0.085%	Hydrogen Peroxide – 3%
Suprafine® 9/16" Exposed Tee XL® 9/16" Exposed Tee XL® Fire Guard 9/16" Exposed Tee XL® High Recycled Content XM 9/16" Exposed Tee System for Shapes	•	•	•	•		•
TechZone® with Calla® Field Panels Lyra® PB Field Panels Lyra® PB Technical Panels Optima® Field Panels Optima® Technical Panels Ultima® Technical Panels		•				
TechZone® with MetalWorks™ Field Panels MetalWorks™ Technical Panels Ultima® Field Panels WoodWorks® Field Panels WoodWorks® Technical Panels		•	•		•	
Tectum® Blades & Baffles Clouds & Shapes Direct-Attach Finale™ Lay-in Panel Art Tegular	•	•				
Ultima® High NRC Lay-in & Tegular Shapes for DESIGNFlex® Vector® Prelude® XL Max®		•				
Ultima® Health Zone™ AirAssure™		•	•		•	
Ultima® Health Zone™ / Ultima® Health Zone™ High NRC		•	•		•	
WoodWorks® Channeled Plank Concealed Grille Grille Tegular Linear Solid Wood Panels Linear Veneered Panels Linear Veneered Planks Open Cell Shapes for DESIGNFlex® Tegular Vector®	•	•	•	•	•	•

Follow CDC and EPA recommended dwell time for all disinfectant cleaners.
HealthZone™ Create!™ products cannot be cleaned with disinfectant cleaners.

Disinfectant Methods

FOG

- Use the equipment manufacturer's instructions regarding distance from the surface, protective gear, and ventilation.
- If another cleaner has been used in the fogging equipment, be sure to thoroughly clean the equipment before use to avoid potential contamination of the board surface with a non-compatible or staining cleaner.
- Remove any obvious dirt before evenly applying cleaner.
- Wipe dry with a clean, white microfiber cloth. Alternatively, the board may be air dried.



SPRAY

- Remove any obvious dirt before applying liquid cleaner.
- Use the concentration of the cleaner as provided in table above.
- Spray the recommended disinfectant evenly over the board surface.
- Wipe with a dry, white microfiber cloth after recommended dwell time (typically 10 minutes).



WIPE

- Remove any obvious dirt before applying liquid cleaner.
- Use the concentration of the cleaner as provided in the table above.
- Apply cleaner to a sponge or cleaning cloth. Squeeze out excess liquid until the sponge or cloth is damp.
- Gently and evenly wipe the cleaner across the board surface with the damp sponge or cloth. Use even strokes, up to 5 passes across a single position along the surface. Do not exceed the time of exposure recommended by the cleaner manufacturer (typically 10 minutes).
- Wipe with a clean, white microfiber cloth to remove excess liquid.
- Allow the board to finish drying.



NOTE: If liquid is not removed, it may stain the board surface over time.

Disclaimer

Cleaning conditions and aesthetics may be impacted by additional site conditions. These instructions pertain only to the maintenance of the aesthetics and integrity of Armstrong Ceiling Solutions products. Please consult the manufacturer's instructions and guidance regarding any cleaning product or disinfectant product for use and efficacy.

Morning Mist™ is a trademark of Diversey, Inc.
ShockWave™ and the ShockWave™ Logo are trademarks of Fiberlock Technologies, Inc.
All other trademarks used herein are the property of AWI Licensing LLC and/or its affiliates
© 2021 AWI Licensing LLC • Printed in the United States of America

armstrongceilings.com/commercial