

INTERLUDE® XL® High Recycled Content 9/16" Dimensional Tee System



SUSTAIN™
High Performance
Sustainable
Ceiling Systems



**24/7
DEFEND™**
Solutions for Healthier,
Safer Spaces

Declare. CONTAIN CLEAN PROTECT

UP TO **61%** RECYCLED CONTENT

LEED energy management construction waste mgmt regional materials design for flexibility EPD

recyclable/extended producer resp. biobased materials recycled content sourcing of raw materials material ingredient reporting low emitting materials lighting quality acoustics

LOCATION DEPENDENT

Calculate LEED contribution at armstrongceilings.com/greengenie



KEY SELECTION ATTRIBUTES

- Seismic Rx® Suspension System saves time and money; offer an ICC-ES approach to installations (ESR-1308)
- Interlude® XL® is part of the Sustain™ portfolio and meets the most stringent sustainability compliance standards today
- Hot dipped galvanized coating inhibits red rust better than electrogalvanized or painted systems
- XL² staked-on end detail provides secure locked connection
- Rotary-stitched during manufacture for additional torsional strength and extra stability during installation

- CleanAssure™ family of products – includes disinfectable panels, suspension systems, and trim (Fog, Spray, and Wipe)
- Unmitered intersections for flexibility of cross tee placement
- Accommodates virtually any fixture, especially 1' x 4' light fixtures and air handling
- Made-to-Order main beams and cross tees can be ordered for your project needs in one carton minimums
- Continuous rolled single piece system
- Some items available in metric sizes

- 10-Year Limited System Warranty; 30-Year Limited Ceiling Systems Warranty when used with HumiGuard® Plus products



Blizzard White and Charcoal Black powder-coated finish coordinates with Calla®, Optima®, Ultima®, and Lyra® ceiling panels for a clean, seamless, monolithic installed visual.

Linear lighting integration is easy with made-to-order main beam-to-cross tee adapters, rout spacing, miter spacing, and short cross tees (3" to 6" lengths).

VISUAL SELECTION

PERFORMANCE

PACKAGING

Item No.	Face Profile	Description	Rout Spacing	Dimensions (Inches)	Hanger Spacing*				Fire Guard™	Seismic Category	Pcs./ Ctn.	Lin. Ft./ Ctn.
					1 Ft.	2 Ft.	4 Ft.	5 Ft.				
Interlude XL												
□ 6100HRC_ _	9/16"	12' ID Main Beam	6" O.C.	144 x 9/16 x 1-3/4"	–	–	12.6	–	–	–	20	240
□ 6101HRC_ _	9/16"	12' HD Main Beam	6" O.C.	144 x 9/16 x 1-3/4"	–	–	16.79	–	•	–	20	240
□ 610010HRC_ _	9/16"	10' ID Main Beam	6" O.C.	120 x 9/16 x 1-3/4"	–	–	12.6	–	–	–	20	200
□ XL6180HRC_ _	9/16"	8' Cross Tee	12" O.C.	96 x 9/16 x 1-3/4"	–	–	12.6	–	•	–	20	160
□ XL6190HRC_ _	9/16"	6' Cross Tee	12" O.C.	72 x 9/16 x 1-3/4"	–	–	12.6	–	•	–	20	120
□ XL6150AHRC_ _	9/16"	5' Cross Tee	6", 20", 30"	60 x 9/16 x 1-3/4"	–	–	–	5.8	•	–	60	300
□ XL6140HRC_ _	9/16"	4' Cross Tee	12" O.C.	48 x 9/16 x 1-3/4"	3.0	–	12.6	–	•	–	60	240
□ XL6170HRC_ _	9/16"	2.5' Cross Tee	–	30 x 9/16 x 1-3/4"	38.8	–	–	–	•	–	60	100
□ XL6120HRC_ _	9/16"	2' Cross Tee	–	24 x 9/16 x 1-3/4"	–	66.89	–	–	•	–	60	120
□ XL6110HRC_ _	9/16"	1' Cross Tee	–	12 x 9/16 x 1-3/4"	66.89	–	–	–	•	–	120	120
Size Capabilities		Main Beams Length	Cross Tees Length									
9/16"	1 CTN MIN Made-to-Order Sizes or Colors (2 Wks)	36" – 144"	6" – 144"									
		Rout spacing 3" from ends, 6" thereafter NOTE: Up to 6 Weeks for Color & Size Combinations										

Made-to-Order main beams and cross tees can be ordered with special sizes, rout spacing, and colors for your project needs in one carton minimums.

Interlude XL items for TechZone® Ceiling Systems

□ 6195AHRC_ _	9/16"	126" HD Main Beam	10", 30", 50", 70", 90", 110", 116"	126 x 9/16 x 1-3/4"	–	–	16.79	–	•	–	20	210
□ 6127AHRC_ _	9/16"	120" HD Main Beam	15", 42", 48", 75", 102", 108"	126 x 9/16 x 1-3/4"	–	–	16.79	–	•	–	20	220
□ XL6164AHRC_ _	9/16"	54" Cross Tee	6", 27", 48"	54 x 9/16 x 1-3/4"	–	–	9.2 @ 4.5'	–	•	–	60	270
□ XL6162HRC_ _	9/16"	42" Cross Tee	–	42 x 9/16 x 1-3/4"	–	–	20 @ 3.5'	–	•	–	60	210
□ XL6167HRC_ _	9/16"	27" Cross Tee	–	27 x 9/16 x 1-3/4"	–	49.32	–	–	•	–	60	120
□ XL6106HRC_ _	9/16"	6" Cross Tee	–	6 x 9/16 x 1-3/4"	–	–	–	–	•	–	60	30
□ XL6104HRC_ _	9/16"	4" Cross Tee	–	4 x 9/16 x 1-3/4"	–	0000	0	0	•	–	60	20

NOTE: Additional Interlude XL items for TechZone Ceiling Systems are listed in the TechZone Technical Guide (BPCS-4486). Available online at armstrongceilings.com/techzone

INTERLUDE® XL®

High Recycled Content

9/16" Dimensional Tee System

VISUAL SELECTION

Item No.	Description	Length	(A) Flange	(B) Flange	(C) Flange	Pcs./Ctn.	Lin. Ft./Ctn.
Suggested Wall Moldings and Shadow Moldings Additional molding options available. See armstrongceilings.com/suspensionsystems (search: accessories and moldings)							
<input type="checkbox"/> 7800HRC_♦	12' Hemmed Angle Molding	144"	7/8"	7/8"	–	30	360
<input type="checkbox"/> 7804HRC_♦	12' Hemmed Angle Molding	144"	9/16"	7/8"	–	30	300
<input type="checkbox"/> 7873_♦	10' Shadow Molding	120"	9/16"	15/16"	3/8"	30	360
<input type="checkbox"/> 7874_♦	10' Shadow Molding	120"	9/16"	15/16"	1/4"	30	300
<input type="checkbox"/> 7877_♦♦♦	10' Seismic Shadow Molding	120"	15/16"	15/16"	1/4"	30	300
<input type="checkbox"/> 7878_♦♦♦	10' Seismic Shadow Molding	120"	15/16"	15/16"	3/8"	30	300

* Simple Span
 *** Suitable for Category D, E, F Seismic Installation with BERC2 clip
 ♦ Items available in Blizzard White powder-coated finish only.
 When specifying or ordering items with a color or finish, add the two-letter suffix to the end of the item number (e.g., 7804ZW – Blizzard White)

MAXIMUM FIXTURE WEIGHT

Configuration		Item No.	Fixture		Planning Module		Hanger Spacing		Maximum Weight	
A	B		A	B	A	B	A	B	A	B
Main Beam to Main Beam – Drawing Key: Main beam (↑) Cross tee (–) Hanger wire (↔)										
		6100HRC	24" x 48"	–	48" x 48"	–	48"	–	75.0 lbs.	–
Main Beams tested as follows: 6100 tested at 12.6 lbs./LF to 1/360 of 4' span.										
Cross Tee and Cross Tee – Drawing Key: Main beam (↑) Cross tee (–) Hanger wire (↔)										
		XL6140HRC	24" x 48"	24" x 24"	48" x 48"	48" x 48"	48"	48"	75.0 lbs.	41.0 lbs.

Cross tees tested as follows: XL6140 tested at 12.6 lbs./LF to 1/360 of 4' span.

Fixtures weighing more than 56 lbs. should be independently supported. Fixture weight is based on single fixture only. For end-to-end fixtures or other configurations not shown, consult your Armstrong Ceilings representative.
 NOTE: The above data is based on 48" hanger wire spacing, board weight of 1 lb./SF, maximum deflection of tees not to exceed 1/360 of the span, and suspension system installed in accordance with ASTM C636.

COLOR AND FINISH SELECTION

Standard

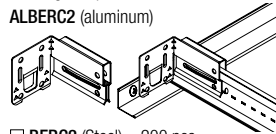
Powder-coated Finish♦

White (WH) Charcoal Black (ZB) Blizzard White (ZW) Available in any color!

♦ Items available in powder-coated finish

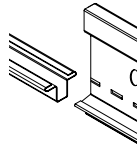
ACCESSORIES

BERC2 – 2" Beam End Retaining Clip – Allows you to create a code compliant Seismic D, E, F ceiling installation while eliminating the need to use 2" wall molding, or spreader bars.



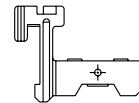
- BERC2 (Steel) – 200 pcs
- FZBERC2 (Steel) – 50 pcs
- ALBERC2 (Aluminum) – 200 pcs
- FZALBERC2 (Aluminum) – 50 pcs

IES3 – Interlude Expansion Sleeve



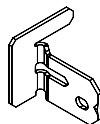
- IES3 – 200 pcs
- FZIES3 – 50 pcs

C1430 – Variable Placement Hook Clip – Attach to T-Bar to create special length tees and position anywhere along the main beams.



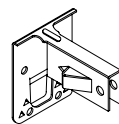
- C1430 – 200 pcs
- FZC1430 – 50 pcs

STAC – Single Tee Adapter Clip – Used to create code compliant non-seismic and seismic C and D, E, F off-module main beam to cross tee connections.



- STAC – 120 pcs
- FZSTAC – 50 pcs

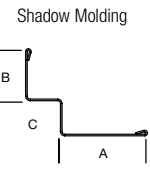
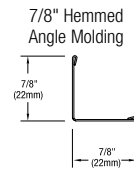
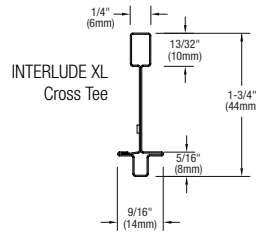
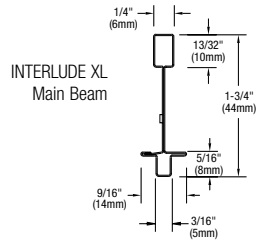
GCWA – Grip Clip Wall Attachment – Joins main beam or cross tee to wall molding via locking bars without pop rivets or screws.



- GCWA – 250 pcs
- FZGCWA – 50 pcs

INTERLUDE® XL® High Recycled Content 9/16" Dimensional Tee System

VISUAL SELECTION



SEISMIC PERFORMANCE

Main Beams

6101HRC, 6127AHRC, 6195AHRC

Minimum Lbs. To Pull Out Compression/Tension

329.0

Cross Tees

XL6110HRC, XL6120HRC, XL6140HRC, XL6150AHRC,
XL6161HRC, XL6162HRC, XL6164AHRC, XL6167HRC,
XL6170HRC, XL6180HRC, XL6190HRC

Minimum Lbs. To Pull Out Compression/Tension

373.0

ICC Reports

For areas under ICC jurisdiction, see ICC evaluation report number ESR-1308 for allowable values and/or conditions of use concerning the suspension system components listed on this page. The report is subject to reexamination, revisions, and possible cancellation.

To derive maximum lbs/SF, divide the on-center spacing of the component into the lbs/LF given in the load test data table.

PHYSICAL DATA

Material

Hot dipped galvanized steel

Surface Finish

Baked polyester paint or powder-coated finish

Manufactured and tested in accordance with ASTM C635

Face Dimension

9/16"

Profile

Dimensional tee

Cross Tee/Main Beam Interface

Flush fit and center protrusion

End Detail

Main Beam: Coupling

Cross Tee: Staked-on XL clip

Duty Classification

Intermediate or Heavy-duty

Cleaning & Disinfecting

Cleaning and CDC approved disinfecting options available on armstrongceilings.com/cleaning