

SILHOUETTE® XL® 1/8" Reveal 9/16" Slotted Tee System



SUSTAIN™
High Performance
Sustainable
Ceiling Systems



**24 / 7
DEFEND™**
Solutions for Healthier,
Safer Spaces

Declare. CONTAIN CLEAN PROTECT

UP TO **30%** RECYCLED CONTENT

LEED®

- energy management
- construction waste mgmt
- regional materials
- design for flexibility
- EPD
- recyclable/extended producer resp.
- biobased materials
- recycled content
- sourcing of raw materials
- material ingredient reporting
- low emitting materials
- lighting quality
- acoustics

LOCATION DEPENDENT

Calculate LEED contribution at
armstrongceilings.com/greengenie



KEY SELECTION ATTRIBUTES

- Seismic Rx® Suspension System saves time and money; offer an ICC-ES approach to installations (ESR-1308)
- Silhouette is part of the Sustain™ portfolio and meets the most stringent sustainability compliance standards today
- Hot dipped galvanized coating inhibits red rusting better than electrogalvanized or painted systems
- Some items available in metric sizes
- Rotary-stitched during manufacture for additional torsional strength and extra stability during installation; maintains size and shape of reveal when cutting perimeter cross tees
- CleanAssure™ family of products – includes disinfectable panels, suspension systems, and trim (Fog, Spray, and Wipe)
- XL² staked-on end detail provides secure locked connection
- 10-Year Limited System Warranty; 30-Year Limited Ceiling Systems Warranty when used with HumiGuard® Plus products
- Made-to-Order main beams and cross tees can be ordered for your project needs in one carton minimums

Blizzard White and Charcoal Black powder-coated finish coordinates with Calla®, Optima®, Ultima®, and Lyra® ceiling panels for a clean, seamless, monolithic installed visual.

Linear lighting integration is easy with made-to-order main beam-to-cross tee adapters, rout spacing, miter spacing, and short cross tees (3" to 6" lengths).



VISUAL SELECTION

PERFORMANCE

PACKAGING

Item No.	Face Profile	Description	Rout Spacing	Notching	Dimensions (Inches)	Hanger Spacing*		Fire Guard™	Seismic Category	Pcs./ Ctn.	Lin.Ft./ Ctn.
						Lbs./Lin. Ft.	5 Ft.				
Silhouette XL – 1/8" Reveal											
□ 76018_ _	9/16"	12' HD Main Beam – Notched 24" O.C.	24" O.C.		144 x 9/16 x 1-3/4"	16.35	7.80	–	●	20	240
□ 76128_ _	9/16"	12' HD Main Beam – Unnotched	–		144 x 9/16 x 1-3/4"	16.35	7.80	–	●	20	240
□ 76008_ _	9/16"	12' ID Main Beam – Notched 24" O.C.	24" O.C.		144 x 9/16 x 1-3/4"	13.10	6.61	–	–	20	240
□ 76028_ _	9/16"	10' ID Main Beam – Notched 24" O.C.	24" O.C.		120 x 9/16 x 1-3/4"	13.10	6.61	–	–	20	200
□ 76038_ _	9/16"	12' ID Main Beam – Notched 48" O.C.	48" O.C.		144 x 9/16 x 1-3/4"	13.10	6.61	–	–	20	240
□ 76068_ _	9/16"	10' ID Main Beam – Notched 30" O.C.	30" O.C.		120 x 9/16 x 1-3/4"	13.10	6.61	–	–	20	200
□ XL76808_ _	9/16"	8' Cross Tee – Unnotched	–		96 x 9/16 x 1-3/4"	12.59**	–	–	●	20	160
□ XL76908_ _	9/16"	6' Cross Tee – Unnotched	–		72 x 9/16 x 1-3/4"	12.59**	–	–	●	20	120
□ XL76508_ _	9/16"	5' Cross Tee – Unnotched	–		60 x 9/16 x 1-3/4"	–	6.09	–	●	30	150
□ XL76558_ _	9/16"	5' Cross Tee – Center-notched, both sides	–		60 x 9/16 x 1-3/4"	–	5.71	–	●	30	150
□ XL76408_ _	9/16"	4' Cross Tee – Unnotched	–		48 x 9/16 x 1-3/4"	14.11	–	–	●	60	240
□ XL76458_ _	9/16"	4' Cross Tee – Center-notched, both sides	–		48 x 9/16 x 1-3/4"	12.60	–	–	●	60	240
□ XL76468_ _	9/16"	4' Cross Tee – Center-notched, one side	–		48 x 9/16 x 1-3/4"	13.01	–	–	●	60	240
□ XL76708_ _	9/16"	30" Cross Tee – Unnotched	–		30 x 9/16 x 1-3/4"	47.76	–	–	●	60	150
□ XL76208_ _	9/16"	2' Cross Tee – Unnotched	–		24 x 9/16 x 1-3/4"	69.69	–	–	●	60	120
□ XL76108_ _	9/16"	1' Cross Tee – Unnotched	–		12 x 9/16 x 1-3/4"	69.69	–	–	●	120	120
□ XL76048_ _	9/16"	4" Cross Tee – Unnotched	–		4 x 9/16 x 1-3/4"	–	–	–	●	60	20
Size Capabilities											
9/16"		Main Beams Length	Cross Tees Length								
1 CTN MIN		36" – 144"	6" – 144"								
Made-to-Order Sizes or Colors (2 Wks)		Rout spacing 3" from ends, 6" thereafter									
		NOTE: Up to 6 Weeks for Color & Size Combinations									

Made-to-Order main beams and cross tees can be ordered with special sizes, rout spacing, and colors for your project needs in one carton minimums.

ASTM Class
HD - Heavy-duty
ID - Intermediate-duty
LD - Light-duty









SILHOUETTE® XL®

1/8" Reveal

9/16" Slotted Tee System

SILHOUETTE XL – 1/8" REVEAL PAINTED GRID TO MATCH AXIOM® TRIM

VISUAL SELECTION







Item No.	Face Profile	Description	Rout Spacing	Dimensions Notching (Inches)	Hanger Spacing*		Fire Guard™	Seismic Category 	Pcs./ Ctn.	Lin.Ft./ Ctn.	
					4 Ft.	5 Ft.					
360° Painted – Powder Coated Paint – (made to order)											
<input type="checkbox"/> AX76003XX	9/16"	12' HD Main Beam – Notched 24" O.C.	12" O.C.		144 x 9/16 x 1-3/4 x 1/4"	13.10	6.61	–	–	20	240
<input type="checkbox"/> AX76013XX	9/16"	12' HD Main Beam – Notched 24" O.C.	12" O.C.		144 x 9/16 x 1-3/4 x 1/4"	16.35	7.80	–	–	20	240
<input type="checkbox"/> AX76103XX	9/16"	1' Cross Tee – Unnotched	–		12 x 9/16 x 1-3/4 x 1/4"	69.69	71.66	–	–	120	120
<input type="checkbox"/> AX76203XX	9/16"	2' Cross Tee – Unnotched	–		24 x 9/16 x 1-3/4 x 1/4"	69.69	71.66 @ 2'	–	–	60	120
<input type="checkbox"/> AX76703XX	9/16"	30" Cross Tee – Unnotched	–		30 x 9/16 x 1-3/4 x 1/4"	39.86 @ 2.5'	–	–	–	60	150
<input type="checkbox"/> AX76453XX	9/16"	4' Cross Tee – Center Notched Both Sides	–		48 x 9/16 x 1-3/4 x 1/4"	12.85	–	–	–	60	240
<input type="checkbox"/> AX76503XX	9/16"	5' Cross Tee – Unnotched	–		60 x 9/16 x 1-3/4 x 1/4"	–	6.09	–	–	30	150

VISUAL SELECTION

Item No.	Description	Length	(A) Flange	(B) Flange	(C) Flange	Pcs./ Ctn.	Lin. Ft./ Ctn.
<input type="checkbox"/> 7804_*	12' Hemmed Angle Molding	144"	9/16"	7/8"	–	30	360
<input type="checkbox"/> 7873_*	10' Shadow Molding	120"	9/16"	15/16"	3/8"	30	300
<input type="checkbox"/> 7878_***	10' Seismic Shadow Molding	120"	15/16"	15/16"	3/8"	30	300

- * Simple Span
- ** Wire at 4'
- *** Suitable for Category D, E, F Seismic Installation with BERC2 clip
- ◆ Items available in Blizzard White powder-coated finish
- When specifying or ordering items with a color or finish, add the two-letter suffix to the end of the item number (e.g., 7804ZW – Blizzard White)

MAXIMUM FIXTURE WEIGHT

Configuration	Item No.	Fixture		Planning Module		Hanger Spacing		Maximum Weight		
		A	B	A	B	A	B	A	B	
Main Beam to Main Beam – Drawing Key: Main beam (↑) Cross tee (–) Hanger wire (↗)										
	76008 76018	24" x 48"	24" x 48"	48" x 48"	48" x 48"	48"	48"	73.0 lbs.	73.0 lbs.	
		24" x 48"	24" x 48"	48" x 48"	48" x 48"	48"	48"	76.0 lbs.	76.0 lbs.	
		12" x 48"	12" x 48"	48" x 48"	48" x 48"	48"	48"	73.0 lbs.	58.0 lbs.	
		12" x 48"	12" x 48"	48" x 48"	48" x 48"	48"	48"	76.0 lbs.	76.0 lbs.	
Cross Tee to Cross Tee – Drawing Key: Main beam (↑) Cross tee (–) Hanger wire (↗)										
	XL76458 XL76468	24" x 48"	24" x 24"	48" x 48"	48" x 48"	48"	48"	59.0 lbs.	41.0 lbs.	
		12" x 48"	24" x 24"	48" x 48"	48" x 48"	48"	48"	59.0 lbs.	41.0 lbs.	

Main beams tested as follows: 76008/814042 tested at 13.1 lbs./lin. ft. to 1/360 of 4' span; 76018 tested at 16.35 lbs./lin. ft. to 1/360 of 4' span.

Cross tees tested as follows: XL76458/813042 at 12.0 lbs./lin. ft. to 1/360 of 4' span.

Fixtures weighing more than 56 lbs. should be independently supported. Fixture weight is based on single fixture only. For end-to-end fixtures or other configurations not shown, consult your Armstrong representative. NOTE: The above data is based on 48" hanger wire spacing, board weight of 1 lb./SF, maximum deflection of tees not to exceed 1/360 of the span, and suspension system installed in accordance with ASTM C636.

SILHOUETTE® XL® 1/8" Reveal 9/16" Slotted Tee System

COLOR AND FINISH SELECTION

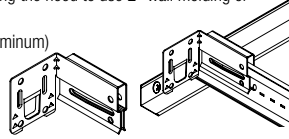


❖ Items available in powder-coated finish

ACCESSORIES

BERC2 – 2" Beam End Retaining Clip – Allows you to create a code compliant Seismic D, E, F ceiling installation while eliminating the need to use 2" wall molding or spreader bars.

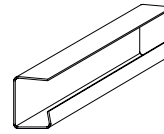
ALBERC2 (aluminum)



- BERC2 (Steel) – 200 pcs
- FZBERC2 (Steel) – 50 pcs

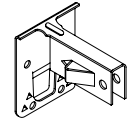
- ALBERC2 (Aluminum) – 200 pcs
- FZALBERC2 (Aluminum) – 50 pcs

MCC8 – Silhouette 1/8" Reveal Miter Closure Clip – Eliminates main beam and cross tee miters.



- MCC8 – 200 pcs
- FZMCC8 – 50 pcs

GCWA – Grip Clip Wall Attachment – Joins main beam or cross tee to wall molding via locking barbs without pop rivets or screws.



- GCWA – 250 pcs
- FZGCWA – 50 pcs

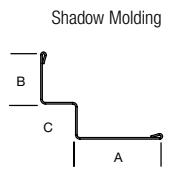
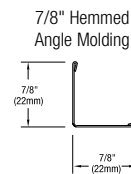
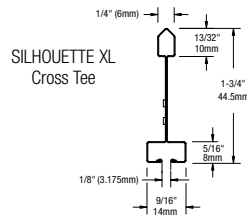
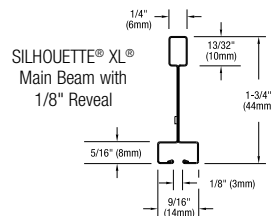
DETAILS



SILHOUETTE XL
Main Beam



SILHOUETTE XL
Cross Tee



SEISMIC PERFORMANCE

Main Beams
76018, 76128

Minimum Lbs. To Pull Out Compression/Tension
392.9, 340.0

Cross Tees
XL76808, XL76908, XL76508, XL76558, XL76408,
XL76458, XL76468, XL76708, XL76208, XL76108

Minimum Lbs. To Pull Out Compression/Tension
299.5

ICC Reports

For areas under ICC jurisdiction, see ICC evaluation report number ESR-1308 for allowable values and/or conditions of use concerning the suspension system components listed on this page. The report is subject to reexamination, revisions, and possible cancellation.

To derive maximum lbs/sf, divide the on-center spacing of the component into the lbs/lf given in the load test data table.

PHYSICAL DATA

Material
Hot dipped galvanized steel

Surface Finish
Baked polyester paint or powder-coated paint
Manufactured and tested in accordance with ASTM C635

Face Dimension
9/16"

Profile
Bolt-slot

Cross Tee/Main Beam Interface
Mitered

End Detail

Main Beam: Coupling
Cross Tee: Staked-on clip

Duty Classification
Intermediate or Heavy-duty

Cleaning & Disinfecting

Cleaning and CDC approved disinfecting options available on armstrongceilings.com/cleaning