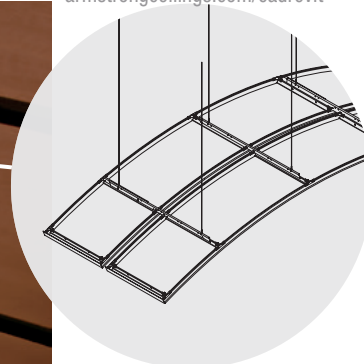



SERPENTINA® Vault

Curved Metal Clouds
smooth texture

*Custom looks
with standard
products*

CAD/Revit® drawings at:
armstrongceilings.com/cadrevit



plus capabilities
to do more



armstrongceilings.com/capabilities
See more photos at:
armstrongceilings.com/photogallery

▲ Serpentina® Vault 24" x 120" unperforated panel in Dark Cherry

Easy to specify and install, curved metal clouds define and create visual interest.

KEY SELECTION ATTRIBUTES

- Install with fewer cables for a dramatic floating visual
- Wide variety of finishes available
- Pre-engineered and shipped ready to install (no field modification necessary)
- Panels available in 24" x 72", 24" x 96", 24" x 120", and 24" x 144"
- Available in 15°, 30°, 45°, 60°, 75°, and 90° arcs
- Aircraft cable, vault spacer support, and hardware shipped as part of kit

- Serpentina® perforated clouds installed with acoustical infill panels provide greater sound absorption than a continuous ceiling of the same surface area because sound is absorbed from both the front and back surfaces
- 30-Year Limited System Warranty

COLORS Due to printing limitations, shade may vary from actual product.

Standard



Wood Looks Architectural Film Colors (not available perforated)



PERFORATION OPTIONS / SOUND ABSORPTION

	UPA Unperforated	R042	R062
Acoustic Infill			
8200T10	–	1.14	1.14
Fleece	–	0.68	0.77
No Fleece	–	–	–

SERPENTINA® Vault

Curved Metal Clouds
smooth texture

LEED® WELL™ | LBC

UP TO **50% RECYCLED CONTENT**

Calculate sustainability with GreenGenie™
armstrongceilings.com/greengenie

- energy management
- construction waste mgmt
- regional materials
- design for flexibility
- EPD
- recyclable/producer resp.
- biobased materials
- recycled content
- sourcing of raw materials
- material ingredient reporting
- low emitting materials
- lighting quality
- acoustics

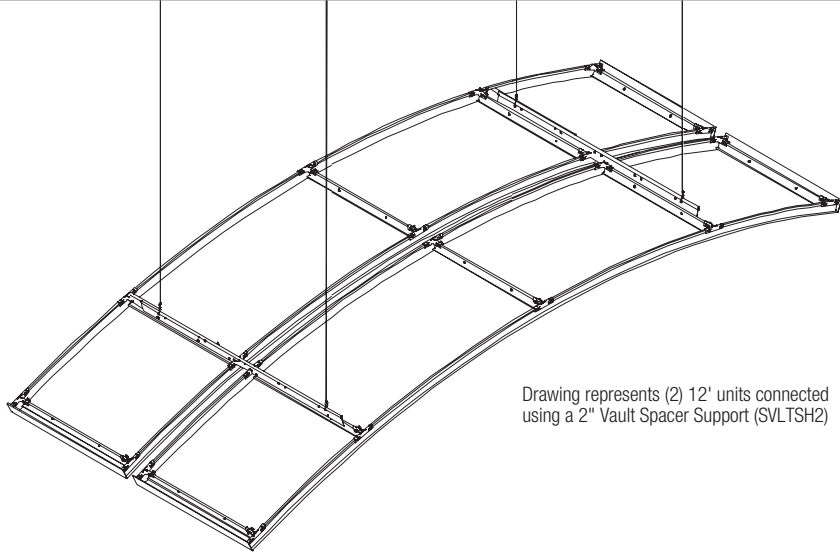
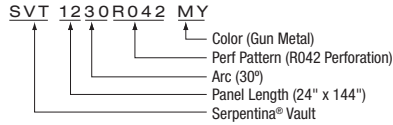
LOCATION DEPENDENT

HOW TO SPECIFY

Simple guide on how to select your Vault:

1. Panel Length (72", 96", 120", 144")
2. Arc Choice (15°, 30°, 45°, 60°, 75°, 90°)
3. Perf Pattern (R042, R062, UPA)
4. Color
5. Denote Your Panel Spacing (2", 4", 6") in your specification

EXAMPLE:



Drawing represents (2) 12' units connected using a 2" Vault Spacer Support (SVLTSH2)

ARC CHOICES



PANELS

Sizes

- 24" x 72"
- 24" x 96"
- 24" x 120"
- 24" x 144"

PANEL SPACING

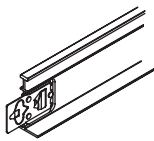
Create 2", 4", or 6" spacing between panels (include in your specification)

Item No.

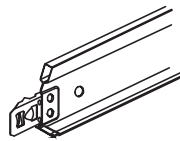
Description

SVLTSH2	2" Vault Spacer Support
SVLTSH4	4" Vault Spacer Support
SVLTSH6	6" Vault Spacer Support

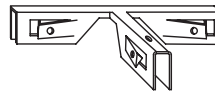
SERPENTINA® VAULT COMPONENTS



Serpentina Main Beam
(15/16")



2' Prelude® Cross Tee
(15/16")



GC3W
Grip Clip 3-Way



Aircraft Cable
and hardware

PERFORATION SPECIFICATIONS

Perforation	Perforation Size	Open Area	Border
R042	3/64" Dia. @ 1/8" O.C.	11%	No border

Perforation	Perforation Size	Open Area	Border
R062	1/16" Dia. @ 1/4" O.C.	6%	No border

PHYSICAL DATA

Material

Extruded aluminum main beams and hot-dipped galvanized steel cross tees.

Fire Performance

ASTM E84 Class A per IBC Class A: Flame Spread 25 or under and Smoke Developed 50 or less.

Seismic Requirements

Refer to ASCE 7-10 for seismic requirements

Warranty Information

30-Year Limited System Warranty

