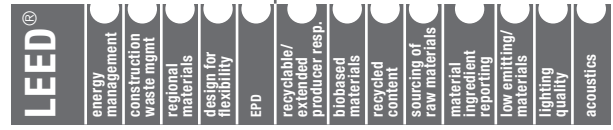


PRELUDE® PLUS XL® – Aluminum Environmental Tee System

91% **ALUMINUM** RECYCLED CONTENT

Calculate LEED contribution at armstrongceilings.com/greengenie



LOCATION DEPENDENT



KEY SELECTION ATTRIBUTES

AL Prelude Plus XL 15/16" Environmental Tee System offers maximum protection when severe environmental performance is required.

- **Seismic Rx®** Suspension System saves time and money; Armstrong offers an ICC-ES approach to installations (ESR-1308)
- All systems conform to ASTM C635 for Severe Environmental Performance
- 10-year limited warranty; 30-year limited warranty with **HumiGuard® Plus or Max** products

- Main beams and cross tees can be ordered with special sizing and rout spacing for your project needs
- Rotary-stitched during manufacture for additional torsional strength and extra stability during installation
- XL2 staked-on end detail provides secure locked connection; easy to remove, reuse, and relocate (clips made from stainless steel)
- All aluminum for maximum moisture resistance

TYPICAL APPLICATIONS

- Indoor swimming pools with proper ventilation and hanger wire
- Non-magnetic areas/MRI suites
- Shower rooms

MATERIALS

General: ASTM C 635 Light-duty main beam classification, commercial-quality cold rolled aluminum. Entire surface chemically cleansed, with aluminum capping prefinished in baked polyester paint.

VISUAL SELECTION

PERFORMANCE

PACKAGING

Item* No.	Face Profile	Description	Dimensions (Inches)	Hanger Spacing* Lbs./Lin. Ft.			Fire Guard™	Seismic Category	Pcs./ Ctn.	Lin. Ft./ Ctn.
				2 Ft.	3 Ft.	4 Ft.				
Prelude Plus XL Aluminum							Dots represent high level of performance.			
<input type="checkbox"/> AL7200_ _♦	15/16"	12' LD Main Beam	144 x 15/16 x 1-1/2"	–	13.47	6.33	–	–	20	240
<input type="checkbox"/> XLAL7240_ _♦	15/16"	4' Cross Tee	48 x 15/16 x 1-1/2"	–	–	6.33	–	•	60	240
<input type="checkbox"/> XLAL7220_ _♦	15/16"	2' Cross Tee	24 x 15/16 x 1-1/2"	44.45	–	–	–	•	60	120
Other Sizes Main beams L: 36" - 144" / Cross tees L: 6" - 144" / Rout spacing 3" from ends, 6" thereafter									Varies	Varies
Molding										
<input type="checkbox"/> AL7801_ _♦	7/8"	10' Hemmed Angle Molding	120 x 7/8 x 7/8"	–	–	–	–	–	30	300
Accessories										
<input type="checkbox"/> ALBERC2	–	Aluminum Beam End Retaining Clip		–	–	–	–	–	200	–

* Simple Span

♦ Add 2-letter color suffix to item number when specifying or ordering (ex. AL7200HA)

† Hanger wire spacing reduced to 36" will provide load capacity of 13.47 lbs./LF

ASTM Class
HD - Heavy-duty
ID - Intermediate-duty
LD - Light-duty

Item No.♦	Description	Length	(A) Flange	(B) Flange	(C) Flange	Pcs./ Ctn.	Lin. Ft./ Ctn.
Suggested Molding (Additional molding options available. See catalog pgs 269-270)							
<input type="checkbox"/> 7800_ _♦ <input type="checkbox"/> 7800HRC	12' Hemmed Angle Molding	144"	7/8"	7/8"	–	30	360
<input type="checkbox"/> 7808_ _♦	10' Hemmed Angle Molding	120"	2"	2"	–	10	100
<input type="checkbox"/> 780812_ _♦	12' Hemmed Channel Molding	144"	2"	2"	–	10	120

♦ Simple Span






♦ Items available in Standard, Premium, Wood Look, and Blizzard White powder coated finish.

When specifying or ordering items with a color or finish add the 2-letter color suffix to the end of the item number (ex. 7301HA Haze)

PRELUDE® PLUS XL® – Aluminum

Environmental Tee System

MAXIMUM FIXTURE WEIGHT

Item No.	Configuration		Fixture		Planning Module		Hanger Spacing		Maximum Weight	
	A	B	A	B	A	B	A	B	A	B
Main Beam to Main Beam										
<input type="checkbox"/> AL7200			24" x 48"	24" x 48"	48" x 48"	48" x 48"	48"	48"	40.0 lbs.	40.0 lbs.
<input type="checkbox"/> AL7200			12" x 48"	–	48" x 48"	–	48"	–	40.0 lbs.	
Main Beams tested as follows: Main beams tested at 6.24 lbs./lin. ft. to 1/360 of 4' span.										
Cross Tee to Cross Tee										
<input type="checkbox"/> XLAL7240			24" x 48"	24" x 24"	48" x 48"	48" x 48"	48"	48"	38.0 lbs.	25.0 lbs.
Cross tees tested as follows: 48" Cross tee tested at 6.33 lbs./lin. ft. to 1/360 of 4' span.										

Main Beam ↑ Hanger Wire (•)

*Fixtures weighing more than 56 lbs. should be independently supported. Fixture weight is based on single fixture only. For end-to-end fixtures or other configurations not shown, consult your Armstrong representative.
NOTE: The above data is based on 48" hanger wire spacing, board weight of 1 lb./SF, maximum deflection of tees not to exceed 1/360 of the span, and suspension system installed in accordance with ASTM C636.

COLOR AND FINISH SELECTION

Standard



White
Aluminum
(WA)



Natural
Aluminum
(NA)

NOTE: Color chips included with samples of Armstrong grid. See your Armstrong representative for sample material.

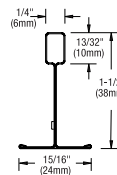
DETAILS

For more information, see submittal BPCS-3346.

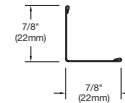


PRELUDE PLUS
XL Aluminum
Cross Tee

PRELUDE PLUS
XL Aluminum
Main Beam



7/8" Hemmed
Angle Molding



SEISMIC PERFORMANCE

Main Beams

AL7200

Minimum Lbs. To Pull Out Compression/Tension

221.9

Cross Tees

XLAL7220, XLAL7240

Minimum Lbs. To Pull Out Compression/Tension

185.0

ICC Reports

For areas under ICC jurisdiction, see ICC evaluation report number 1308 for allowable values and/or conditions of use concerning the suspension system components listed on this page. The report is subject to reexamination, revisions and possible cancellation.

** To derive maximum lbs/SF, divide the on-center spacing of the component into the lbs/LF given in the load test data table.

Main Beam Load Test Data

Main Beams	Length	Web Height	ASTM Class	Hanger Spacing (Lbs./LF. Simple Span)**	
				2'	4'
AL7200	144'	1-1/2"	Light-duty	13.47	6.24

*(Hanger wire spacing reduced to 36" will yield 13.47 lbs./ft.)

Cross Tee Load Test Data

Cross Tees	Length	Web Height	Hanger Spacing (Lbs./LF. Simple Span)**	
			2'	4'
XLAL7220	24"	1-1/2"	44.45	–
XLAL7240	48"	1-1/2"	–	6.33

PHYSICAL DATA

Material

Double-web aluminum with prepainted aluminum cap

Surface Finish

Baked polyester paint

Face Dimension

15/16"

Manufactured and tested in accordance with ASTM C635

Profile

Exposed tee

Cross Tee/Main Beam Interface

Override

End Detail

Main Beam: Coupling

Cross Tee: Staked-on XL Clip

Duty Classification

Light-duty*

TechLine / 1 877 276 7876
armstrongceilings.com/commceilings
(search: suspensionsystem)
BPCS-3155-1020

LEED® is a registered trademark of the U.S. Green Building Council
All other trademarks used herein are the property of AWI Licensing LLC
and/or its affiliates © 2020 AWI Licensing LLC
Printed in the United States of America

Armstrong®
CEILING SOLUTIONS