

MOLDINGS AND ACCESSORIES

Angle molding, shadow molding, channel molding, and other wall moldings are an important detail in the design and installation of each ceiling system. Wall moldings offer a unique solution to each ceiling system by maintaining a consistent look and performance to each design.

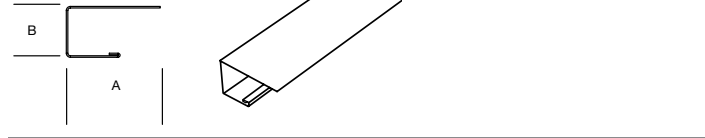
LOCATION DEPENDENT

Flex molding:	Item #	Length	(A) Flange	(B) Height	(C) Reveal	Lin. Ft./ Ctn.
Steel base with flexible vinyl facing, minimum bending radius 6"	7880 _*	96"	1"	1"	-	96
	7882 _*	96"	7/8"	15/16"	-	96
	7884 _*	96"	15/16"	15/16"	-	96
	7885 _*	96"	9/16"	1"	-	96
	7887 _*	96"	2"	1-1/2"	-	96
Shadow						
	7890	96"	3/4"	1-5/8"	3/4"	96
	7898	96"	9/16"	1"	3/8"	96

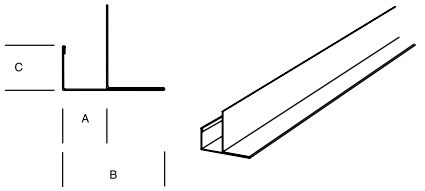
Angle molding:	Item #	Length	(A) Flange	(B) Height	Lin. Ft./ Ctn.
Hemmed with prefinished exposed flanges	7800 _* †	144"	7/8"	7/8"	360
	7800HRC	144"	7/8"	7/8"	360
	7802 _♦	120"	7/8"	7/8"	300
	7803 _****	144"	7/8"	7/8"	360
	7804 _*** †	144"	9/16"	7/8"	360
	7804HRC	144"	9/16"	7/8"	360
	780410	120"	9/16"	7/8"	300
	7805	120"	1-1/2"	1-1/2"	300
	7807 _***	120"	2"	1"	100
	7808 _**** †	120"	2"	2"	100
	780812	144"	2"	2"	120
	7809	144"	15/16"	15/16"	360
	7813	120"	3"	1"	200
	7850 _♦	144"	1-1/8"	7/8"	360
	7851 _♦	120"	1-1/8"	7/8"	300
	HD7801 _♦	120"	7/8"	7/8"	300
	HD7801G90	120"	7/8"	7/8"	300
	SS7801	120"	7/8"	7/8"	300
Compatible Corner Covers on next page	AL7801	120"	7/8"	7/8"	300
	SWA9854HRC	144"	1-1/4"	1-1/4"	144
	SWA9898HRC	144"	7/8"	7/8"	144

- * Available in Black, Adobe, Bronze, Camel, Cranberry, Kiwi, Lagoon, Moss, Pale Lemon, Pecan, Plum, Shell, Sky, Stone, Copper, Cream, Haze, Natural Aluminum, Pewter, Silver, White Aluminum, White, Blizzard White, Platinum
- ** Available in Black, Adobe, Camel, Cranberry, Kiwi, Lagoon, Moss, Pale Lemon, Pecan, Plum, Shell, Sky, Stone, Cream, Haze, Gun Metal, Silver Satin, Silver Grey, Platinum, Blizzard White, White
- *** Available in Black, Gun Metal Grey, Blizzard White, White
- **** Available in Black, Silver Satin, Haze, Platinum, Silver Gray, Blizzard White, White
- ♦ Available in Blizzard White and White
- ♦ Available in Gun Metal Grey, Natural Aluminum, Silver Satin, Silver Gray, White Aluminum, Hot Dipped Galvanized, G90
- † Items available with TrioGuard™ coating in White. (WH3G)

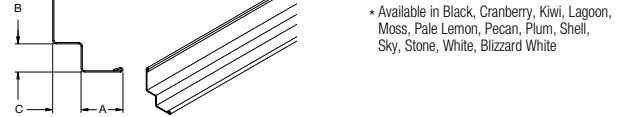
Slip-on molding:	Item #	Length	(A) Flange	(B) Height	Lin. Ft./ Ctn.
For glue-up tile	7841	120"	1/2"	1/2"	400
	7842	120"	1/2"	5/8"	400
	7843	120"	1/2"	3/4"	400



"F" molding:	Item #	Length	(A) Width	(B) Face	(C) Flange	Lin. Ft./ Ctn.
For 1/2" and 5/8" drywall	7852	120"	1/2"	1-1/16"	7/8"	200
	7856	120"	5/8"	1-3/16"	7/8"	200

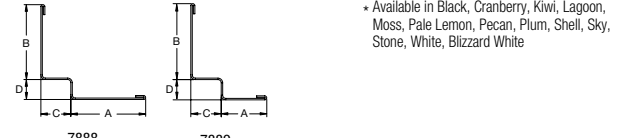


Shadow molding:	Item #	Length	(A) Flange	(B) Height	(C) Reveal	Lin. Ft./ Ctn.
Hemmed with prefinished exposed flanges	7823 _*	120"	2"	1-1/4"	3/4"	100
	7873	120"	9/16"	15/16"	3/8"	300
	7874	120"	9/16"	15/16"	1/4"	300
	7875	120"	3/4"	15/16"	1/2"	300



- * Available in Black, Cranberry, Kiwi, Lagoon, Moss, Pale Lemon, Pecan, Plum, Shell, Sky, Stone, White, Blizzard White

Shadow molding:	Item #	Length	(A) Flange	(B) Height	(C) Reveal	(D) Reveal	Lin. Ft./ Ctn.
Hemmed with prefinished exposed flanges	7888 _*	120"	15/16"	15/16"	3/8"	1/4"	300
	7889 _*	120"	9/16"	15/16"	3/8"	1/4"	300



- * Available in Black, Cranberry, Kiwi, Lagoon, Moss, Pale Lemon, Pecan, Plum, Shell, Sky, Stone, White, Blizzard White

Shadow molding:	Item #	Length	(A) Flange	(B) Height	(C) Reveal	Lin. Ft./ Ctn.
Hemmed with prefinished exposed flanges	7877 _*	120"	15/16"	15/16"	1/4"	300
(Compatible with Seismic Rx® and BERCC 2)	7878 _*	120"	15/16"	15/16"	3/8"	300
	7897 _*	120"	15/16"	15/16"	1/2"	300

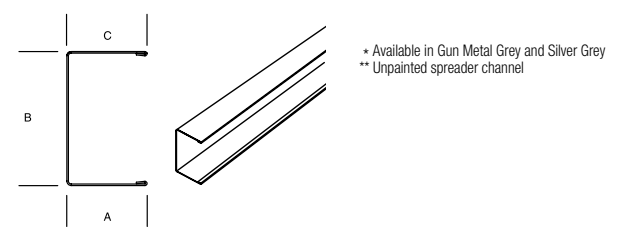


- * Available in Blizzard White

Shadow molding:	Item #	Description
Inside and outside corners	7874IC	Inside Corner for 7874 Molding
	7874OC	Outside Corner for 7874 Molding
	7861	Inside Corner for 7873 Molding
	7862	Outside Corner for 7873 Molding
	7877IC	Inside Corner for 7877 Molding
	7877OC	Outside Corner for 7877 Molding
	7878IC	Inside Corner for 7878 Molding
	7878OC	Outside Corner for 7878 Molding

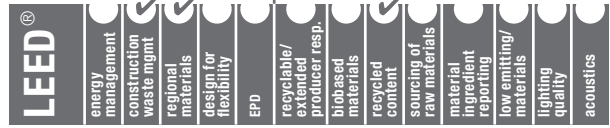
NOTE: Shadow molding can be rotated to be used with either flange (Corners will not work with rotated moldings).

Channel molding:	Item #	Length	(A) Flange	(B) Height	(C) Reveal	Lin. Ft./ Ctn.
Hemmed with prefinished exposed flanges	7830	120"	15/16"	1-15/16"	15/16"	160
	7831	120"	15/16"	1-9/16"	15/16"	200
	7834	120"	15/16"	1-1/4"	1/2"	240
	7835 _*	120"	7/8"	1-3/4"	9/16"	200
	7835SC _**	11"	7/8"	1-3/4"	9/16"	150



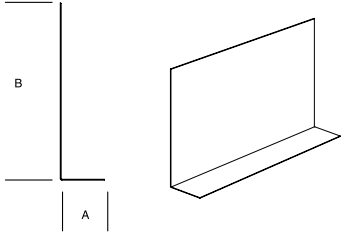
- * Available in Gun Metal Grey and Silver Grey
- ** Unpainted spreader channel

MOLDINGS AND ACCESSORIES

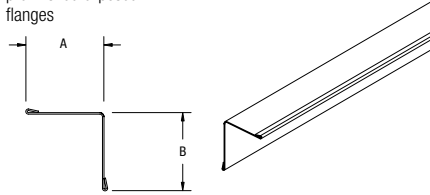


LOCATION DEPENDENT

Fascia molding:	Item #	Length	(A) Flange	(B) Height	Lin. Ft./ Ctn.
Prefinished exposed flanges	7814	120"	1"	4"	50
	7816	120"	1"	6"	50
	7818	120"	1"	8"	50

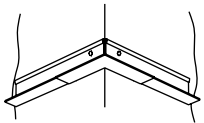


Reverse angle molding:	Item #	Length	(A) Flange	(B) Height	Lin. Ft./ Ctn.
Hemmed with prefinished exposed flanges	7857	144"	15/16"	15/16"	360
	7858	144"	1-9/16"	15/16"	240

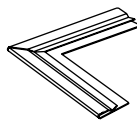


Locking Angle Molding System	Item #	(A) Flange	(B) Height	Pcs./ Ctn.
	LWA	7/8"	7/8"	26
	LWAWT12	Wall Track Mounting Rail		26
	LWAGU12	12" Locking Wall Gusset		78
	LWAGU8	8" Locking Wall Gusset		78

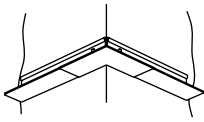
Corner Covers:



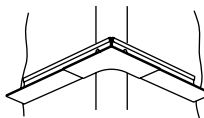
- 7865** (Outside Corner Cover)
For nominal 9/16" angle molding; snap over molding to trim outside corners; 2" legs



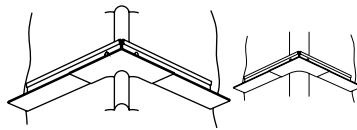
- 7863** (Outside Corner Cover)
For nominal 7/8" angle molding; snap over molding to trim outside corners; 2" legs



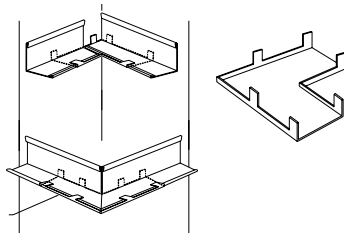
- 7864** (Bullnose Corner Cover)
For nominal 7/8" angle molding; snap over molding to trim outside corners; fits 3/4" radius block; 2" legs



- 7866** (Bullnose Corner Cover)
For nominal 7/8" molding; snap over molding to trim outside corners; fits 1" radius block; 2" legs

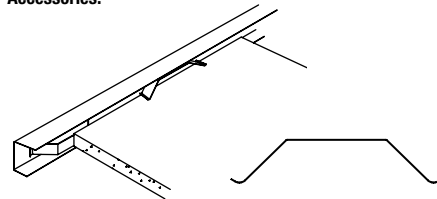


- 7867** (Field Cut Corner Cover)
For nominal 15/16" molding; cut to fit irregular corner conditions; uncut size 2" x 2"



- 7869** (Inside/Outside Corner Cover)
For nominal 7/8" angle molding; 1-3/4" legs

Accessories:



- 7870** (Spring Clip) – 1000 pcs
Border clips install between ceiling tiles and perimeter closures
- FZ7870** – 50 pcs

Touch-up Paint – Global White:

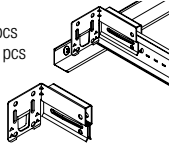
- 5761** (Ceiling Paint)
32 oz. can Super-Coat™ ceiling panel touch-up paint
- 5760** (Ceiling Paint)
8 oz. bottle Super-Coat™ ceiling panel touch-up paint
- 789512** (Suspension System Paint)
6–12 oz. cans global white suspension system touch-up paint

SUSPENSION SYSTEM ACCESSORIES

PRODUCT DESCRIPTION

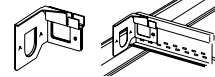
2" Beam End Retaining Clip – Joins main beam or cross tee to wall molding and web of suspension system with no visible pop rivets.

ALBERC2 (aluminum) – 200 pcs
FZALBERC2 (aluminum) – 50 pcs
BERC2 (steel) – 200 pcs
FZBERC2 (steel) – 50 pcs



BERC – Beam End Retaining Clip – Joins web of main beam or cross tee to wall molding with no visible pop rivets.

BERC – 200 pcs
FZBERC – 50 pcs



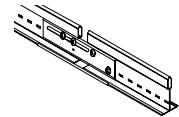
PMHDC – Maximum Hold Down Clip

PMHDC – 100 pcs



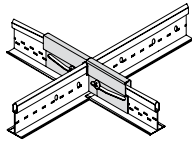
Seismic Joint Clip – Main Beam – Allows the ceiling to be divided at a splice on the main beam to accommodate the IBC mandate for ceiling areas greater than 2500 SF to have seismic separation joints. ES4 expansion sleeve is used to cover 3/4" gap.

SJMR15 for 15/16" – 100 pcs
FZSJMR15 for 15/16" – 50 pcs
SJMR9 for 9/16" – 100 pcs
FZSJMR9 for 9/16" – 50 pcs



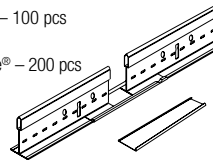
Seismic Joint Clip Cross Tee – Offers a tested seismic solution for separation joints in Seismic Category D, E, and F installations.

SJCG (PeakForm) – 200 pcs
FZSJCG (PeakForm) – 50 pcs
SJCSI (square bulbs) – 200 pcs
FZSJCSI (square bulbs) – 50 pcs



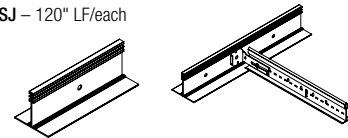
Expansion Sleeves

ES4 – for 15/16" Prelude® – 100 pcs
FZES4 – 50 pcs
ES49 – for 9/16" Suprafine® – 100 pcs
FZES49 – 50 pcs
ES76004 – for 1/4" Silhouette® – 200 pcs
FZES76004 – 50 pcs
ES76008 – for 1/8" Silhouette – 200 pcs
FZES76008 – 50 pcs



AXSJ-Axiom Slip Joint – Used to join two acoustical ceiling systems on seismic D, E, F installations. Can also be used to join two different ceiling systems. Hanger wire holes every 6", beginning 3" from each end.

AXSJ – 120" LF/each



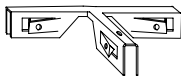
STAC – Single Tee Adapter Clip – Used to create code compliant non-seismic and seismic C and D, E, F off-module main beam to cross tee connections.

STAC – 120 pcs
FZSTAC – 50 pcs



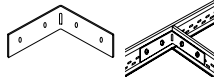
GC3W90 – Grip Clip 3-Way – Joins main beams to cross tee via locking bars without pop rivets or screws.

GC3W90 – 250 pcs
FZGC3W90 – 50 pcs



XTAC – Cross Tee Adapter Clip – Used to attach field-cut cross tees to main beams

XTAC – 100 pcs
FZXTAC – 50 pcs



GCWA – Grip Clip Wall Attachment – Joins main beam or cross tee to wall molding via locking bars without pop rivets or screws.

GCWA – 250 pcs
FZGCWA – 50 pcs

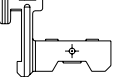


Closure Clips
MCC4G for Silhouette® 1/4" reveal – 200 pcs

FZMCC4G – 50 pcs
MCC8 for Silhouette 1/8" reveal – 200 pcs
FZMCC8 – 50 pcs
IES3 for Interlude® – 200 pcs
FZIES3 – 50 pcs

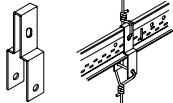
C1430 – Variable Placement Hook Clip – Attach to T-Bar to create special length tees and position anywhere along the main beams.

C1430 – 200 pcs
FZC1430 – 50 pcs



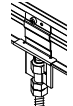
DLCC – Direct Load Ceiling Clip – To hang suspension system below existing 15/16" grid face, transferring weight directly to hanger wire; may be used to preserve the fire rating of an existing ceiling and to support heavy accessories.

DLCC – 250 pcs
FZDLCC – 50 pcs



PMLC – Prelude XL Max Load Connector – Used to support bus bars, cable trays, and other components with 3/8" threaded rod along the suspension system face.

PMLC – 100 pcs



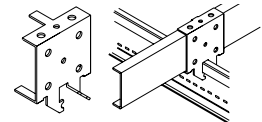
UPC – Partition Clip – Fastens partition track section to suspension system for secure attachment; flip for 9/16" or 15/16" suspension system.

UPC – 200 pcs
FZUPC – 50 pcs



UTC – Uptight Clip – For tight suspension system attachment to 1-1/2" channel; bridging under HVAC ducts; can be used to install the suspension system tight to wood joists.

UTC – 250 pcs
FZUTC – 50 pcs

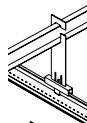


Channel Beam Splice – Used to suspend main beams to 1-1/2" black iron carrying channels.

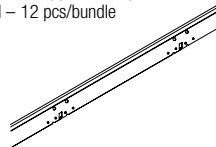
CBS4 (4") – 100pcs; **FZCBS4** – 50 pcs
CBS6 (6") – 100pcs; **FZCBS6** – 50 pcs
CBS8 (8") – 100pcs; **FZCBS8** – 50 pcs
CBS10 (10") – 100pcs; **FZCBS10** – 50 pcs
CBS12 (12") – 75pcs; **FZCBS12** – 50 pcs

For 2" Black Iron

CBS2004A (4") – 75pcs; **FZCBS2004A** – 50 pcs
CBS2006A (6") – 75pcs; **FZCBS2006A** – 50 pcs
CBS2008A (8") – 75pcs; **FZCBS2008A** – 50 pcs



SH12 – Peak Form Support Hanger – For suspension systems 12" knock out at 12" on-center.
SB12 Square Bulb Support Hanger – 12 pcs/bundle
SB12G90 Square Bulb Support Hanger G90 coated – 12 pcs/bundle




Adjustable Grid Spacer Clip –

Used to space two parallel main beams for light fixtures, air diffusers, etc.; allows for 1/4" adjustments with three different clips.

GSC9 Main Center Line Spacing 2'-1/2" - 8'-1/2" – 100 pcs
FZGSC9 – 50 pcs

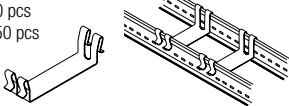
GSC12 Main Center Line Spacing 5'-1/2" - 11'-1/2" – 100 pcs
FZGSC12 – 50 pcs

GSC16 Main Center Line Spacing 9'-1/2" - 15'-1/2" – 100 pcs
FZGSC16 – 50 pcs



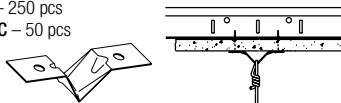
ABSC – Air Bar Spacer Clip – Parallel attachment of main beams; evenly spaces suspension system members for air diffuser; available in sizes from 1-7/8" to 6" in 1/8" increments.

ABSC – 250 pcs
FZABSC – 50 pcs



DWC – Drywall Clip – Allows for a "second" ceiling to be installed below a drywall ceiling; attach through installed drywall to supporting structure; DWC approved for use in UL Designs P237, P239, P240, and P241.

DWC – 250 pcs
FZDWC – 50 pcs

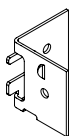


7876 – Field Rout Tool
 1 pcs

ARPLUG – Cross Tee Plug Clip
 80 pcs

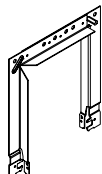
TZYK – TechZone Yoke

TZYK TechZone Yoke – 100 pcs
FZTYK TechZone Yoke – 50 pcs



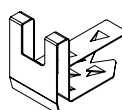
TZBK – TechZone Brace

TZBK TechZone Brace – 100 pcs
FZTZBK TechZone Brace – 50 pcs



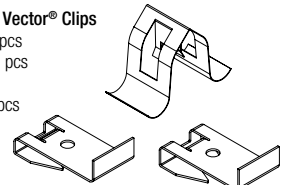
435A/436A – Optima® Stabilizer Clips

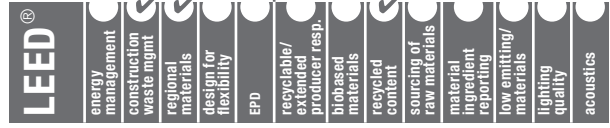
435A – Stabilizer Clips for 3/4" - 1" panels – 50 pcs
436A – Stabilizer Clips for 1 1/2" panels – 50 pcs



440A/441A/442A/443/522A – Vector® Clips

440A Ultima® Border Clip – 50 pcs
441A Optima® Border Clip – 50 pcs
442A Hold Down Clip – 50 pcs
443 Calla® Border Clips – 50 pcs
522A Mid-point Clip – 50 pcs





LOCATION DEPENDENT

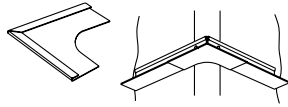
SUSPENSION SYSTEM ACCESSORIES

PRODUCT DESCRIPTION

7866 – Bullnose Corner Cover – For nominal 7/8" molding; snap over molding to trim outside corners; fits 1" radius block; 2" legs.

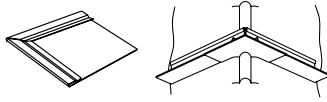
7864 – Bullnose Corner Cover – For nominal 7/8" molding; fits 3/4" radius block; 2" legs.

7866 – 100 pcs
FZ7866 – 50 pcs
7864 – 100 pcs
FZ7864 – 50 pcs



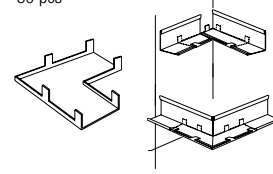
7867 – Field-Cut Corner Cover – For nominal 15/16" molding; cut to fit irregular corner conditions; 2" legs.

7867 – 100 pcs
FZ7867 – 50 pcs



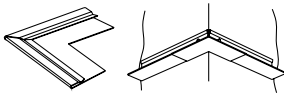
7869 – Inside/Outside Corner Cover – For nominal 7/8" angle molding; 1-3/4" legs.

7869 – 50 pcs



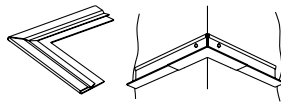
7863 – Outside Corner Cover – For nominal 7/8" angle molding; snap over molding to trim outside corners; 2" legs.

7863 – 100 pcs
FZ7863 – 50 pcs



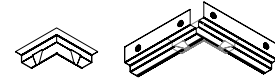
7865 – Outside Corner Cover – For nominal 9/16" angle molding; snap over molding to trim outside corners; 2" legs.

7865 – 100 pcs
FZ7865 – 50 pcs



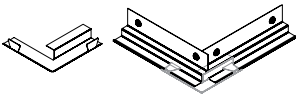
Shadow Mold – Inside Corner – Snaps over mold to easily trim inside corner:

7874IC use with 7874 – 100 pcs; FZ7874IC – 50 pcs
7861 use with 7873 – 100 pcs; FZ7861 – 50 pcs
877IC use with 7877 – 100 pcs; FZ877IC – 50 pcs
7878IC use with 7878 – 100 pcs; FZ7878IC – 50 pcs



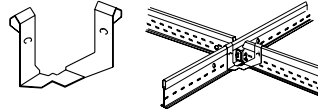
Shadow Mold – Outside Corner – snaps over mold to easily trim outside corner:

7874OC use with 7874 – 100 pcs; FZ7874OC – 50 pcs
7862 use with 7873 – 100 pcs; FZ7862 – 50 pcs
7877OC use with 7877 – 100 pcs; FZ7877OC – 50 pcs
7878OC use with 7878 – 100 pcs; FZ7878OC – 50 pcs



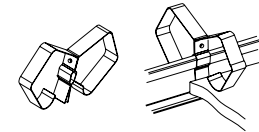
LFC – Fixture Clip – Prefinished White for use at corners of light fixture modules on 9/16" exposed tee suspension systems (Suprafine®, Interlude®, Silhouette®); increases corner size to 15/16" which adapts light fixtures designed for 15/16" the suspension system; used when fixtures are not positively attached to the suspension system.

LFC – 50 pcs; FZLFC – 50 pcs



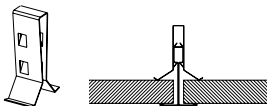
414 – Retention Clip – Attaches to main beams and cross tees behind lay-in ceiling; helps prevent accidental panel displacement by basketballs and other forces from below the ceiling.

414 – 100 pcs
FZ414 – 50 pcs



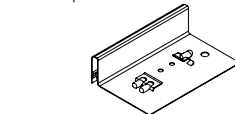
UHDCA – Universal Hold Down Clip – Attaches to top bulb of the suspension system to hold 1/16" to 5/8" lay-in panel in place; helps to prevent ceiling panel fluttering at entryways.

UHDCA – 1,000 pcs
FZUHDCA – 50 pcs
CHDC – Clear Hold Down Clip – 50 pcs



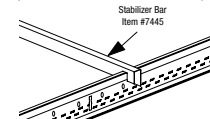
DW58LT – Transition Clip for 5/8" Drywall – Facilitates transition from drywall to acoustical ceiling; one-sided hold down clip; eliminates need for drywall bead. Locking tabs provide secure location for DGS tees.

DW50LT – Transition Clip for 1/2" Drywall – 125 pcs
FZDW50LT – 50 pcs



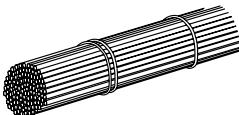
7425 – 24" Stabilizer Bar – 100 pcs
7431 – 30" Stabilizer Bar – 100 pcs
7445 – 48" Stabilizer Bar – 100 pcs

Used to maintain uniform spacing of suspension system components (main beams and cross tees).



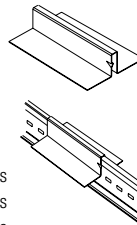
7891 – 12 Gauge Soft Hanger Wire (12' length) – Used to hang suspended ceilings from structural deck.

7891 – 140 pcs



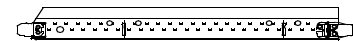
EHDC50 – Exterior Hold Down Clip for 1/2" lay-in ceiling panels and drywall;
EHDC58 – Exterior Hold Down Clip for 5/8" lay-in ceiling panels and drywall;
EHDC75 – Exterior Hold Down Clip for 3/4" lay-in ceiling panels and drywall; locks under bulb of suspension system member to prevent upward movement.

EHDC50 – 125 pcs; FZEHDC50 – 50 pcs
EHDC58 – 125 pcs; FZEHDC58 – 50 pcs
EHDC75 – 125 pcs; FZEHDC75 – 50 pcs



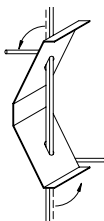
GA7327 – Grid Adapter – Allows for easy directional changes of Prelude Main® beams; 27" long component has two different end details. One end has a SuperLock™ clip with a route 3" from the end, opposite end has an XL2 clip with override end detail. This enables the adapter to be connected to either end of a Prelude main beam or plugged into a rout location on a main beam or cross tee.

GA7327 – 60 pcs

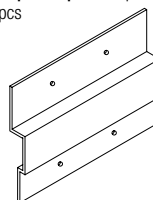


WS12 – Hanger Wire Splice – Splices #12 gauge hanger wire; recommended for renovation applications; provides easy adjustment of ceiling height.

WS12 – 1,000 pcs
FZWS12 – 50 pcs



BACG90A – Wind Uplift Clip – 200 pcs
FZBAGG90 – 50 pcs



12 lb. Aircraft Cable and Connectors
AC1210 – 10' length
AC1215 – 15' length
AC1220 – 20' length
ACHC – Cable Quick Loop Connector
1 pc each