DRYWALL GRID SYSTEMS

6' DGS Cross Tee

Declare℠ Living Building Challenge Complaint

SUSTAIN™ High Performance Sustainable Ceiling Systems

UP TO 30% ALUMINUM RECYCLED CONTENT

Calculate LEED contribution at armstrongceilings.com/greengenie

LEED®	energy management	construction waste mgmt	regional materials	design for flexibility	EPD	recyclable/ extended producer resp.	biobased materials	recycled content	sourcing of raw materials	material ingredient reporting	low emitting/ materials	lighting quality	acoustics
		✓	✓	✓	✓			✓	✓				

▲ LOCATION DEPENDENT



KEY SELECTION ATTRIBUTES

6' DGS Cross Tee: Speeds installation and reduces material costs.

- 6' spacing on main beams results in cost savings of 10-15% by reducing material, hanger wire, and time to install
- Supports up to 2 layers of gypsum board (see load chart for tee and wire spacing)
- Extra rout holes to accommodate F-Type light fixtures
- Rotary stitching on double web adds strength and stability
- Deep knurled surface for easy screw insertion
- G40, .018" metal thickness meets ASTM C645
- UL® fire rated

VISUAL SELECTION

Item No.◆	Length/Item Description	Face Dimensions	Profile Height	Simple Span Uniform Load at L/240 (lbs./LF)	
AXIOM Transitions (no elevation change)					
☐ XL8965	6' Drywall Grid Cross Tee	1-1/2"	1-1/2"	6 ft. Span – 6.4	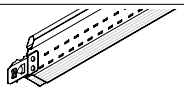
☐ HD8906	12' Tee (Knockouts 8" O.C.)	1-1/2"	1-1/2"	2" Span – 143 3" Span – 57.3 4" Span – 28.14	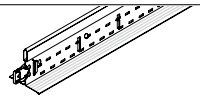
☐ KAM10	10' Knurled Angle Molding	1-1/4" x 1-1/4"	1-1/4" x 1-1/4"	N/A	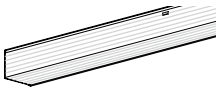
☐ KAM12	12' Knurled Angle Molding	1-1/4" x 1-1/4"	1-1/4" x 1-1/4"	N/A	
☐ KAM12HRC	12' Knurled Angle Molding	1-1/4" x 1-1/4"	1-1/4" x 1-1/4"	N/A	
☐ KAM1510	10' Knurled Angle Molding	1-1/2" x 1-1/2"	1-1/2" x 1-1/2"	N/A	
☐ KAM1512	12' Knurled Angle Molding	1-1/2" x 1-1/2"	1-1/2" x 1-1/2"	N/A	
☐ KAM21020	10' Knurled Angle Molding	2" x 2"	2" x 2"	N/A	
☐ KAM21025	12' Knurled Angle Molding	2" x 2"	2" x 2"	N/A	
new ☐ SC151220EQ	12' x 1-1/2" SimpleCurve Knurled Angle Molding	1-1/2"	1-1/2"	N/A	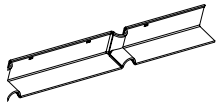
new ☐ SC151225	12' x 1-1/2" SimpleCurve Knurled Angle Molding	1-1/2"	1-1/2"	N/A	
new ☐ SC21220EQ	12' x 2" SimpleCurve Knurled Angle Molding	2"	2"	N/A	
new ☐ SC21225	12' x 2" SimpleCurve Knurled Angle Molding	2"	2"	N/A	
☐ LAM12	12" Locking Angle Molding (Locking tabs 8" O.C.)	1-1/4" x 1-1/4"	1-1/4"	N/A	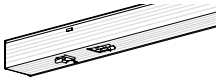
☐ LAM12HRC		1-1/4" x 1-1/4"	1-1/4"	N/A	
new ☐ LAM151220		1-1/2" x 1-1/2"	1-1/2"	N/A	

Membrane Load Values

Component Combination	Max Load in lbs/SF (L/240)	Max Load in lbs/SF (L/240)	Max Load in lbs/SF (L/240)	Max Load in lbs/SF (L/240)
	Wires 48" O.C. / Tees 24" O.C.	Wires 48" O.C. / Tees 16" O.C.	Wires 42" O.C. / Tees 16" O.C.	Wires 48" O.C. on Main Beams/ Wires mid-span on Tees/Tees 24" O.C.
HD8906/XL8965 (Main Beams 6' O.C.)	3.20	4.66	4.8	9.38

NOTE: 5/8" drywall weighs 2.4 lbs/SF or less (tees installed 16" or 24" O.C.)
1/2" drywall weighs 2.0 lbs/SF or less (tees installed 16" O.C. only)
*For other combinations, consult TechLine at 1 877 276-7876

DRYWALL GRID SYSTEMS

6' DGS Cross Tee

INSTALLATION NOTES

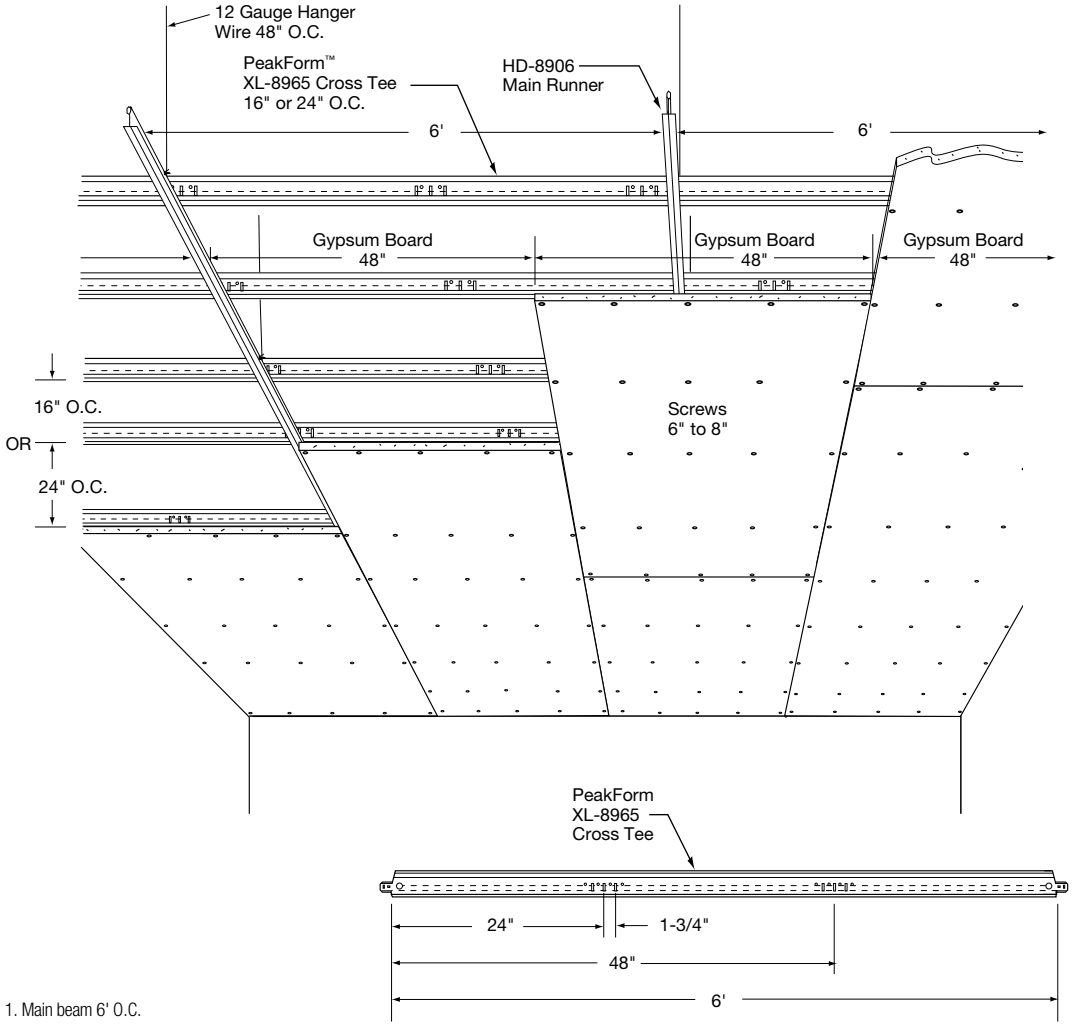

1. Main beam 6' O.C.
2. Hanger wire 2', 3', or 4' O.C.
3. Rout holes for Type F light fixture
4. Reduction in hanger wire and main beam
5. UL® Fire Rated: Fire Guard™ components meet UL Design Listings D501, D502, G523, G524, G526, G527, G528, G529, G531, J502, L502, L508, L513, L515, L525, L526, L529, L564, P501, P506, P507, P508, P509, P510, P513, P514.
6. Faster installation
7. Tees 16" O.C. support two layers of 5/8" gypsum board (with hanger wire 42" O.C. along main beams)
8. Tees 24" O.C. support one layer of 5/8" gypsum board (with hanger wire 48" O.C. along main beams)
9. Gypsum board attached to cross tees
10. Bridging on cross tees requires extra wire for weight of light fixtures, diffusers, and other mechanical

Ideal for 15' wide Bedrooms in Condos and Hotels

Need only two rows of main beams 6' O.C. Then cut border tee in half (no waste).

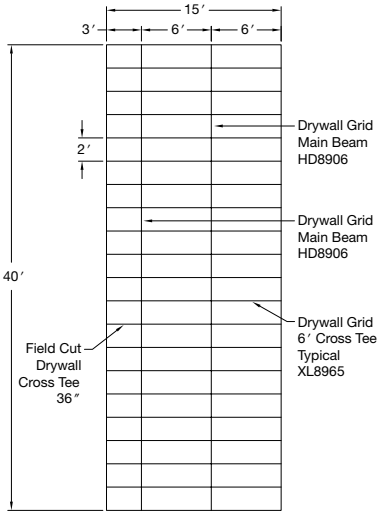

TechLine / 1 877 276-7876
armstrongceilings.com/drywall

BPCS-3776-1119

LEED® is a registered trademark of the U.S. Green Building Council
UL is a registered trademark of UL LLC; Declare℠ is a service mark of International Living Future Institute; all other trademarks used herein are the property of AWI Licensing LLC and/or its affiliates. © 2019 AWI Licensing LLC

Armstrong® CEILING SOLUTIONS