






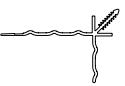



# WOODWORKS® WALLS FAMILY – Accessories

## ACCESSORIES – WOODWORKS® STANDARD WALL PANELS AND CHanneled STANDARD WALL PLANK


Item No. ♦	Description	Dimensions (Inches)	Color/Finish	Pcs/Ctn
 5855 ___	4" Base Molding	100"	NMP, NLC, NDC, BAP, BAN, MP, LC, DC, HG	Bulk
 5856 ___	6" Base Molding	100"	NMP, NLC, NDC, BAP, BAN, MP, LC, DC, HG	Bulk
 5857 _____	Finish Molding (direct-applied)	100" (08), 112" (09), or 122" (10)	MP, HG, LC, DC	Bulk
 5907 _____	1.875" Finish Molding (with furring strips)	100" (08), 112" (09), or 122" (10)	NMP, NLC, NDC, BAP, BAN	Bulk
 5867 _____	Inside Corner Molding	100" (08), 112" (09), or 122" (10)	NMP, NLC, NDC, BAP, BAN	Bulk
 5851 _____	Peak Corner (Solid Wood)	96" (08), 108" (09), or 118" (10)	MP, HG, LC, DC	Bulk
 5852 _____	Bullnose Corner (Solid Wood)	96" (08), 108" (09), or 118" (10)	MP, HG, LC, DC	Bulk
 5859 _____	Corner Installation Spline (Concealed)	96" (08), 108" (09), or 118" (10)	Plastic (X) or Aluminum (Y)	Bulk

## ACCESSORIES – WOODWORKS STANDARD WALL PANELS ONLY

Installation	Item No.	Description	Lengths (Inches)	Color/Finish	Material	Pcs/Ctn
	663910__	Wall Installation Spline (aluminum)	120"	Black (BL), Natural Anodized (NA)	Aluminum	1
	6408	Edge Banding for Wall Spline (PVC)	300"	See colors on page 520	–	1
	5672	Z-clip	2"	Aluminum	–	250
	5673	Z-clip Bar	72"	Aluminum	–	20

When specifying or ordering, include the appropriate finish suffixes.

## ACCESSORIES – CHanneled STANDARD WALL PLANK ONLY

Item No.	Description	Dimensions	Color	Pcs/Ctn
 5389	Channeled Clip	N/A	Black	250

## INFILL PANELS

Item No.	Description	Dimensions	Color	Pcs/Ctn
5479	BioAcoustic™ Infill Panel	24 x 24 x 5/8"	Beige - Matte	12
8200T10	1" Fiberglass Infill Panel	24 x 24 x 1"	Black - Gloss	12

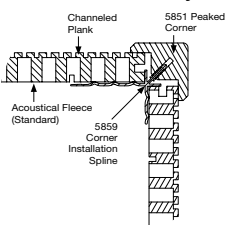
♦ When specifying or ordering base molding or spline, include the appropriate 2- or 3-letter color suffix (e.g., 585508 **N M P**) When specifying or ordering other accessories, include the appropriate length suffix and finish/material suffixes. EXAMPLES: 5867 **Q 9 N D C** – 9' Inside Corner Molding in Natural Variations™ Dark Cherry; 5859 **Q 9 X** – 9' Corner Installation Spline in Plastic

### COLORS

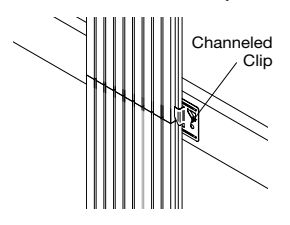
NV Maple (NMP)	Bamboo Patina (BAP)	Ekos Maple (MP)
NV Light Cherry (NLC)	Bamboo Native (BAN)	Ekos Light Cherry (LC)
NV Dark Cherry (NDC)		Ekos Dark Cherry (DC)
		Ekos Mahogany (HG)

## INSTALLATION DETAILS

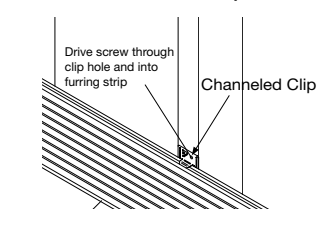
**Channeled Wall Plank and Corner Assembly**




**Vertical Wall Plank Installation with Channeled Clip**



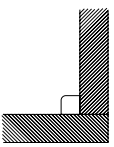
**Horizontal Wall Plank Installation with Channeled Clip**



**6" WoodWorks® Base Molding**



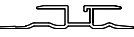
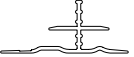


**WoodWorks Inside Corner**



# SOUNDSOAK® & WOODWORKS® EKOS® WALLS FAMILY – Accessories

## ACCESSORIES – WOODWORKS® EKOS® WALL PANELS ONLY








Item No. ♦	Description	Lengths	Finishes	Material
 <b>5850J</b> _ _ _ _	Cap Accent Trim	96", 108", 120" (08) (09) (10)	NA (Natural Anodized) BL (Black Anodized)	Aluminum
 <b>5850K</b> _ _ _ _	Reveal Accent Trim	96", 108", 120" (08) (09) (10)	NA (Natural Anodized) BL (Black Anodized)	Aluminum
 <b>5858</b> _ _ _ _	Wall Installation Spline (concealed)	96", 108", 120" (08) (09) (10)	Plastic (X) or Aluminum (Y)	Plastic or Aluminum
 <b>5860</b> _ _ <b>X</b>	Wall Bead Installation Spline†	96", 108", 120" (08) (09) (10)	Black Plastic	Plastic

† This accessory should be used when Decorative Accent Trims are not selected.

NOTE: When a decorative accent trim is selected, you must also choose a wall installation spline.

♦ When specifying or ordering, insert the appropriate length suffix and finish suffix. EXAMPLE: 5850J 0 8 NA 96" cap accent trim in Natural Anodized.

## CHAIR RAIL ACCESSORIES – SOUNDSOAK® STANDARD AND WOODWORKS® EKOS® WALL PANELS

Item No. ♦	Description	Lengths	Colors	Substrate
 <b>5861</b> _ _	Mounting Rail	100"	MP, LC, DC, HG, XX	Solid Wood
 <b>5862</b> _ _	Rail Spacer for Soundsoak 85	100"	XX	Solid Wood
 <b>5863</b> _ _	Rail Insert	100"	MP, LC, DC, HG, BL, XX	Solid Wood
 <b>5963NA</b>	Rail Insert – Aluminum Finish	96"	Natural Anodized (NA)	Solid Wood and Aluminum
 <b>5864</b> _ _	Rail Cap	100"	MP, LC, DC, HG, XX	Solid Wood
 <b>5865</b> _ _	Extended Rail Cap for Soundsoak 85	100"	MP, LC, DC, HG, XX	Solid Wood
 <b>5866</b> _ _	Easel Ledge	100"	MP, LC, DC, HG, XX	Solid Wood





♦ Insert 2-letter color suffix when specifying or ordering. EXAMPLE: 5861 H G – Mounting Rail in Mahogany

NOTE: Unfinished wood can be field-painted.

## CHAIR RAIL ACCESSORY COLORS



## ACCESSORIES – SOUNDSOAK STANDARD ONLY

Item No. ♦	Description	Lengths	Finishes
 <b>3856</b> _ _ _ _	Impact Corner	120"	See page 517
 <b>4062</b> _ _ *	1" J-Molding	120"	BL, GW, FG, LT, SA
 <b>4064</b> _ _ *	3/4" J-Molding	120"	BL, GW, FG, LT, SA
 <b>4065A</b>	3/4" Low-Profile J-Molding	120"	BL

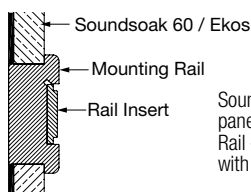
♦ Insert 4-letter color suffix using surface type and color suffixes from page 517. EXAMPLE: 3856 L D Q B – Impact Corner Lido™ Oak Bluffs

\* Insert 2-letter color suffix. EXAMPLE: 4062 B L – 1" J-Molding in Black

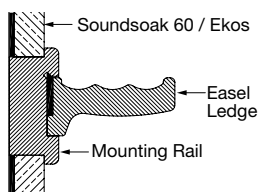
## J-MOLDING COLORS



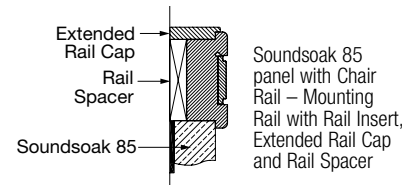
## INSTALLATION DETAILS



Soundsoak 60 panel with Chair Rail – Mounting with Rail Insert



Soundsoak 60 panel with Chair Rail – Mounting Rail with Easel Ledge (field-painted)



Soundsoak 85 panel with Chair Rail – Mounting Rail with Rail Insert, Extended Rail Cap and Rail Spacer