

ShortSpan® Drywall Framing System

61% RECYCLED CONTENT
Calculate LEED contribution at armstrongceilings.com/greengenie

LOCATION DEPENDENT



KEY SELECTION ATTRIBUTES

Designed to be the fastest & easiest way to frame flat drywall ceilings up to 17' wide.

ShortSpan Cross Tees

- Eliminates hanger wires for spans up to 8'-6"
- Easy, pre-engineered solution to support spans up to 8'-6" with no mid-span support (See ICC-ES ESR-2311 section 4.2.3. & 4.2.4)
- Select items available in High Recycled Content (HRC) (S7712, S7714): Total Recycled Content 61%, Post-consumer 53%, Pre-consumer 8%
- **ScrewStop™** reverse hem prevents screw spin-off
- Balanced profile stays flat during installation
- Rotary stitching on double web adds strength and stability
- G40, .018" metal thickness meets ASTM C645
- Eliminates Hanger Wires for spans up to 5'

ShortSpan Low Profile

- Solution for crowded plenums

Locking Angle Molding

- Pre-engineered locking tabs punched 8" O.C.:
 - Eliminate measuring 16" or 24" O.C.
 - Locking tabs prevent lateral and upward movement
 - Eliminate screws, pop rivets, or crimpers needed to attach cross tees to molding
- Knurled surface on both flanges
- **ScrewStop** reverse hem prevents screw spin-off and provides safer handling
- Crimp marks at locking tabs for fast, easy alignment
- 10-year limited warranty

TYPICAL APPLICATIONS

- Condominiums
- Apartments
- Dormitories
- Barracks
- Townhomes
- Restrooms
- Motels
- Hotels
- Villas
- Suites
- Corridors

FIRE RESISTANCE RATING

Meets a broad range of UL design assemblies D501, D502, G523, G524, G527, G528, G529, G531, G553, J502, L502, L508, L513, L515, L525, L526, L529, L564, P501, P506, P507, P508, P509, P510, P513, P514.

VISUAL SELECTION



PERFORMANCE

Item Number	Description	Dimensions	Performance (Fire Guard Only)	Packaging Pcs./Bundle	Lin. Ft./Bundle
SHORTSPAN Cross Tees (Red Numbers are Fire Guard Items)					
<input type="checkbox"/> S7708P <input type="checkbox"/> S7708PHRC <input type="checkbox"/> S7708PG90	8' ShortSpan Cross Tee	96 x 1-1/2 x 1-13/16"	•	12	96
<input type="checkbox"/> S7710P <input type="checkbox"/> S7710PHRC <input type="checkbox"/> S7710PG90	10' ShortSpan Cross Tee	120 x 1-1/2 x 1-13/16"	•	12	120
<input type="checkbox"/> S7712P <input type="checkbox"/> S7712PHRC <input type="checkbox"/> S7712PG90	12' ShortSpan Cross Tee	144 x 1-1/2 x 1-13/16"	•	12	144
<input type="checkbox"/> S7714P <input type="checkbox"/> S7714PHRC <input type="checkbox"/> S7714G90	14' ShortSpan Cross Tee	168 x 1-1/2 x 1-13/16"	•	12	168
SHORTSPAN Low Profile					
<input type="checkbox"/> SLP7704	4' ShortSpan Low Profile	47-13/16 x 1-1/2 x 7/8"	–	12	48
<input type="checkbox"/> SLP7705	5' ShortSpan Low Profile	59-13/16 x 1-1/2 x 7/8"	–	12	60
<input type="checkbox"/> SLP7706	6' ShortSpan Low Profile	71-13/16 x 1-1/2 x 7/8"	–	12	72
QUIKSTIX Locking Pocket Main Beams					
<input type="checkbox"/> QSLPM12/ QSLPM12G90	Locking Pocket Main Beam	144 x 1-1/2 x 1-1/2"	–	12	144
StrongBack Support Hanger					
<input type="checkbox"/> SB12P <input type="checkbox"/> SB12PG90	Strongback	144 x 2"	–	12	144

ShortSpan® Drywall Framing System

VISUAL SELECTION

PERFORMANCE

Item Number	Description	Dimensions	Performance (Fire Guard Only) 	Packaging Pcs./ Bundle	Lin. Ft./ Bundle
Wall Moldings					
<input type="checkbox"/> LAM12 <input type="checkbox"/> LAM12HRC	12' Locking Angle Molding (Locking tabs 8" O.C.)	144 x 1-1/4 x 1-1/4"	–	20	240
 <input type="checkbox"/> LAM151220E	12' Locking Angle Molding (Locking tabs 8" O.C.) 22 Gauge (.028" metal thickness)	144 x 1-1/2 x 1-1/2"	–	10	120
<input type="checkbox"/> KAM10	Knurled angle molding – 25 Gauge (.018" metal thickness)	120 x 1-1/4 x 1-1/4"	–	10	100
<input type="checkbox"/> KAM12 <input type="checkbox"/> KAM12G90 <input type="checkbox"/> KAM12HRC	Knurled angle molding – 25 Gauge (.018" metal thickness)	144 x 1-1/4 x 1-1/4"	–	10	120
<input type="checkbox"/> KAM1510	Knurled angle molding – 25 Gauge (.018" metal thickness)	120 x 1-1/2 x 1-1/2"	–	10	100
<input type="checkbox"/> KAM1512	Knurled angle molding – 25 Gauge (.018" metal thickness)	144 x 1-1/2 x 1-1/2"	–	10	120
<input type="checkbox"/> KAM151020EQ	Knurled angle molding – 22 Gauge (.028" metal thickness)	144 x 1-1/2 x 1-1/2"	–	10	100
<input type="checkbox"/> KAM151020	Knurled angle molding – 20 Gauge (.033" metal thickness)	144 x 1-1/2 x 1-1/2"	–	10	100
<input type="checkbox"/> KAM151020G90	Knurled angle molding – 10 Gauge – G90 galvanized steel coating (.033" metal thickness)	144 x 1-1/2 x 1-1/2"	–	10	100
<input type="checkbox"/> KAM21025	Knurled angle molding – 25 Gauge (.018" metal thickness)	144 x 2 x 2"	–	10	100
<input type="checkbox"/> KAM21020EQ	Knurled angle molding – 22 Gauge (.028" metal thickness)	120 x 2 x 2"	–	10	100
<input type="checkbox"/> KAM21020	Knurled angle molding – 20 Gauge (.033" metal thickness)	120 x 2 x 2"	–	10	100

MAXIMUM LOAD TEST DATA IN LBS./SF - L/240

Item Number	O.C. Spacing	4' Span Lbs./SF	5' Span Lbs./SF	6' Span Lbs./SF	7' Span Lbs./SF	7'-6" Span Lbs./SF	8' Span Lbs./SF	8'-6" Span Lbs./SF	(10'-14' spans require a mid-span support)		
									10' Span Lbs./SF	12' Span Lbs./SF	14' Span Lbs./SF
ShortSpan Cross Tee											
<input type="checkbox"/> S77**P	16"	23.82	10.64	7.76	4.38	4.16	3.32	2.53*	10.64	7.76	4.38
<input type="checkbox"/> S77**P	24"	15.88	7.09	5.17	2.92	2.77*	2.22	1.69	7.09	5.17	2.92
ShortSpan Low Profile											
<input type="checkbox"/> SLP77**	16"	5.12	2.61	1.52	–	–	–	–	–	–	–
<input type="checkbox"/> SLP77**	24"	3.41	1.74	N/A	–	–	–	–	–	–	–

NOTE: 5/8" drywall weighs 2.4 lbs./SF (tees installed 16" or 24" O.C.)
1/2" drywall weighs 2.0 lbs./SF (tees installed 16" O.C. only)

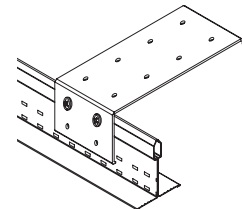
* Maximum load for 16"/24"

LOAD TEST DATA

Item Number	Web Height	Hanger Spacing Uniform Load at L/240 (Lbs/LF)							
		3'	4'	5'	6'	7'	7'-6"	8'	8'-6"
ShortSpan Cross Tees									
<input type="checkbox"/> S77**P	1-13/16"	–	31.76	14.18	10.34	5.84	5.54	4.43	3.37
ShortSpan Low Profile									
<input type="checkbox"/> SLP77**	7/8"	–	6.82	3.48	2.02	–	–	–	–
QuikStix Locking Pocket Main									
<input type="checkbox"/> QSLPM12	1-1/2"	40.60	21.64	–	–	–	–	–	–
StrongBack Support Hanger Hanger Spacing Uniform Load at L/360 (Lbs/LF)									
<input type="checkbox"/> SB12P	2"	27.53	17.76	–	–	–	–	–	–

ACCESSORIES

QSUTC – QuikStix Uptight
Clip – Saves time in
tight plenum areas and
is adjustable to uneven
surfaces.



- QSUTC – 100 pcs
- FZQSUTC – 50 pcs

ShortSpan® Drywall Framing System

INSTALLATION NOTES

1. Must screw LAM12 and KAM12 to wall structure using #8 x 1-1/4" wafer head self-drill sheet metal screws tested in 25 and 20 gauge steel studs
2. ShortSpan tees must be cut within 1/8" of the vertical leg of the LAM and QSLPM
3. Slide StrongBack over the bulb of ShortSpan tee and engage by bending locking tabs back to original position
4. Support and level system to structure; attach vertical supports to StrongBack as required
5. The ShortSpan system was installed per these installation notes to produce the load data provided in the chart above

NOTE: For fire resistant installations, refer to UL Directory and Designs for details

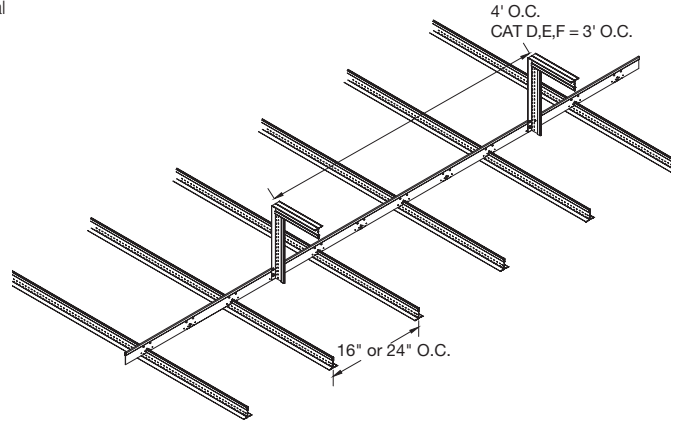
ShortSpan Vertical Support Requirements

Tees installed 16" on center with 5/8" or 1/2" drywall (Seismic Design Categories A, B, C, D, E, F)

Up to 8'-6" span	No vertical support required
8'-6" to 14' 0" span	Mid-span vertical support required

Tees installed 24" on-center with 5/8" drywall (Seismic Design Categories A, B, C, D, E, F)

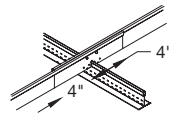
Up to 7'-6" span	No vertical support required
7'-6" to 14' 0" span	Mid-span vertical support required



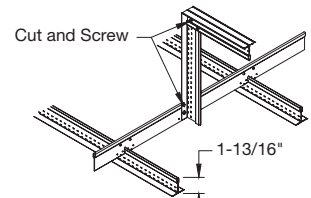
No Additional Screws Requirements For Seismic Areas



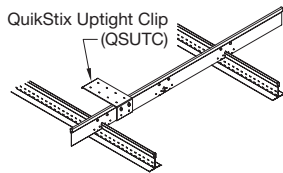
There's no need to screw ShortSpan Tees to Locking Angle Molding in Seismic Design Categories A-F (unless required by local code).



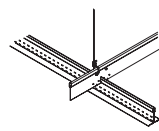
StrongBack Overlap Splice



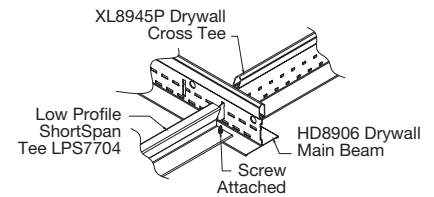
300 lbs. pullout strength on the StrongBack connection to ShortSpan Tee Bulb



StrongBack attached to structure using the QuikStix Uptight Clip



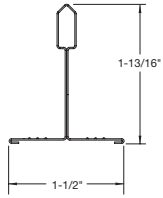
StrongBack attached to structure using Hanging Wire



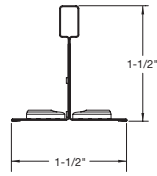
ShortSpan®

Drywall Framing System

DETAILS

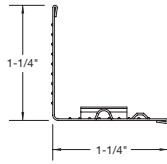


ShortSpan Tee

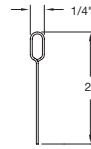


(Will not span 8' -6")

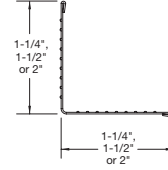
QuickStix™ Locking Pocket Main



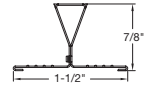
Locking Angle Molding



StrongBack Support Hanger



Knurled Angle Molding



Low Profile ShortSpan

PHYSICAL DATA

Material

Hot dipped galvanized steel

Surface Finish

Unpainted steel

Face Dimension

1-1/2" T-bar section

Fire Resistance

Resistive when used in applicable UL fire resistive designs D501, D502, G523, G524, G526, G527, G528, G529, G531, G553, J502, L502, L508, L513, L515, L525, L526, L529, L564, P501, P506, P507, P508, P509, P510, P513, P514. (QSUTC, QSLPM12 are not fire-rated.)



TechLine / 1 877 276-7876
armstrongceilings.com/drywall

BPCS-3639-419

LEED® is a registered trademark of the U.S. Green Building Council
All other trademarks used herein are the property of AWI Licensing LLC
and/or its affiliates © 2019 AWI Licensing LLC
Printed in the United States of America

Armstrong®
CEILING SOLUTIONS