

# SUPRAFINE® XL® and ML & SUPRAFINE XL High Recycled Content (HRC)

9/16" Exposed Tee System



Declare™  
Living Building  
Challenge Compliant

SUSTAIN™  
High Performance  
Sustainable  
Ceiling Systems

UP TO **63%** RECYCLED CONTENT

Calculate LEED contribution at [armstrongceilings.com/greengenie](http://armstrongceilings.com/greengenie)

LOCATION DEPENDENT

10-YEAR Availability



## KEY SELECTION ATTRIBUTES

- Suprafine XL is part of the Sustain™ portfolio and meets the most stringent sustainability compliance standards today
- Seismic Rx® Suspension System saves time and money; Armstrong offers an ICC-ES approach to installations (ESR-1308)
- PeakForm® profile increases strength and stability for improved performance during installation
- SuperLock™ main beam clip is engineered for a strong, secure connection and fast, accurate alignment confirmed with an audible click; easy to remove/relocate
- Hot dipped galvanized coating inhibits red rusting better than electrogalvanized or painted systems



- Available with TrioGuard™ coating that resists dirt, bacteria, mold, mildew, and color fading
- Some items available in metric sizes
- 1-11/16" web height keeps components vertical and stable at light fixture interface
- 10-Year Limited System Warranty; 30-Year Limited Ceiling Systems Warranty when used with HumiGuard® Plus products
- Made-to-Order main beams and cross tees can be ordered for your project needs in one carton minimums
- Fire Guard™ options offer UL design fire-rated performance

## TYPICAL APPLICATIONS

- Offices
- Hospitality
- Healthcare
- Education
- Retail

Blizzard White powder-coated finish coordinates with Calla®, Optima®, Ultima® and Lyra® ceiling panels for a clean, seamless, monolithic installed visual.

Linear lighting integration is easy with made-to-order main beam-to-cross tee adapters, rout spacing, miter spacing, and short cross tees (3" to 6" lengths).

## VISUAL SELECTION

Item No.*	Face Profile	Description	Rout Spacing	Dimensions (Inches)	Hanger Spacing* Lbs./Lin. Ft.	
					4 Ft.	5 Ft.
<b>Suprafine XL and Suprafine XL High Recycled Content (Red Numbers are Fire Guard Items)</b>						
□ 7501_♦♦	9/16"	12' HD Main Beam	6" O.C.	144 x 9/16 x 1-11/16"	16.86	10.62
□ 7501HRC						
□ 8501			4" O.C.			
□ 7536						
□ 7500_♦	9/16"	12' ID Main Beam	6" O.C.	144 x 9/16 x 1-11/16"	12.75	5.74
□ 8500						
□ 7502_♦	9/16"	10' ID Main Beam	6" O.C.	120 x 9/16 x 1-11/16"	12.75	5.74
□ XL7580_♦	9/16"	8' Cross Tee	12" O.C.	96 x 9/16 x 1-11/16"	12.73**	-
□ XL7590_♦	9/16"	6' Cross Tee	12" O.C.	72 x 9/16 x 1-11/16"	12.73**	-
□ XL7558_♦	9/16"	5' Cross Tee	6", 20", 30"	60 x 9/16 x 1-11/16"	-	5.80
□ XL7541HRC	9/16"	4' Cross Tee	12" O.C.	48 x 9/16 x 1-11/16"	12.73	-
□ XL7540_♦♦	9/16"	4' Cross Tee	12" O.C.	48 x 9/16 x 1-11/16"	10.34	-
□ XL8540						
□ XL7549_♦	9/16"	4' Cross Tee	12" O.C.	48 x 9/16 x 1-11/16"	16.42	-
□ XL7530_♦	9/16"	3' Cross Tee	-	36 x 9/16 x 1-11/16"	-	-
□ XL7570_♦	9/16"	30" Cross Tee	-	30 x 9/16 x 1-11/16"	28.67	-
□ XL7520_♦♦	9/16"	2' Cross Tee	-	24 x 9/16 x 1-11/16"	51.83	-
□ XL7520HRC						
□ XL8520						
□ XL7510_♦	9/16"	1' Cross Tee	-	12 x 9/16 x 1-11/16"	51.83	-

## Size Capabilities

Main Beams Length	Cross Tees Length
36" - 144" Rout spacing 3" from ends, 6" thereafter <b>NOTE: Up to 6 Weeks for Color &amp; Size Combinations</b>	6" - 144"

1 CTN MIN  
Made-to-Order  
Sizes or  
Colors  
(2 Wks)

## PERFORMANCE

Fire Guard™	Seismic Category

Dots represent high level of performance.

-	•
-	•
•	•
-	•
-	-
-	•
-	-
-	•
-	•
•	•
-	•
-	•
•	•
-	•

## PACKAGING

Pcs./ Ctn.	Lin. Ft./ Ctn.
20	240
20	240
20	240
20	240
20	240
20	200
20	160
20	120
60	300
60	240
60	240
60	240
60	180
60	150
60	120
60	120
60	120
120	120

ASTM Class  
HD - Heavy-duty  
ID - Intermediate-duty  
LD - Light-duty

Made-to-Order main beams and cross tees can be ordered with special sizes, rout spacing, and colors for your project needs in one carton minimums.

\* Simple Span

\*\* Wire at 4'

♦ Items available in Standard, Premium, and Blizzard White powder-coated finish

♦♦ Items available in Blizzard White powder-coated finish only

When specifying or ordering Standard, Premium, and Blizzard White, add the two-letter suffix to the end of the item number (e.g., 7501HA - Haze)

NOTE: Additional Suprafine XL items for TechZone Integrated Ceiling Systems are listed in the TechZone Technical Guide (BPCS-4486). Available online at [armstrongceilings.com/techzone](http://armstrongceilings.com/techzone)

# SUPRAFINE® XL® and ML & SUPRAFINE XL High Recycled Content (HRC)

## 9/16" Exposed Tee System

### VISUAL SELECTION

Item No.*	Face Profile	Description	Rout Spacing	Dimensions (Inches)	Hanger Spacing* Lbs./Lin. Ft.	
					4 Ft.	5 Ft.
<b>Suprafine XL items for TechZone™ Ceiling Systems</b>						
□ 7504_ _ ♦	9/16"	120" HD Main Beam	15", 42", 48", 75", 102", 108"	120 x 9/16 x 1-11/16"	12.75	10.62
□ 7505_ _ ♦	9/16"	100" HD Main Beam	2", 26", 50", 74", 98"	100 x 9/16 x 1-11/16"	-	-
□ 7507_ _ ♦	9/16"	144" HD Main Beam	15", 36", 42", 63", 84", 90", 11", 132", 138"	144 x 9/16 x 1-11/16"	-	-

\* Simple Span  
 \*\* Wire at 4'  
 ♦ Items available in Standard, Premium, and Blizzard White powder-coated finish  
 ♦ Items available in Blizzard White powder-coated finish only  
 When specifying or ordering Standard, Premium, and Blizzard White, add the two-letter suffix to the end of the item number (e.g., 7504HA – Haze)

NOTE: Additional Suprafine XL items for TechZone Integrated Ceiling Systems are listed in the TechZone Technical Guide (BPCS-4486). Available online at [armstrongceilings.com/techzone](http://armstrongceilings.com/techzone)

Item No.*	Face Profile	Description	Rout Spacing	Dimensions (Inches)	Hanger Spacing* Lbs./Lin. Ft.	
					4 Ft.	5 Ft.
<b>Suprafine XL items for TechZone™ Ceiling Systems</b>						
□ 7508_ _ ♦	9/16"	132" HD Main Beam	10", 30", 50", 56", 76", 96", 116", 122"	132 x 9/16 x 1-11/16"	-	-
□ TZXL7556_ _ ♦	9/16"	56" Cross Tee	-	56 x 9/16 x 1-11/16"	-	-
□ XL7564_ _ ♦	9/16"	54" Cross Tee	6", 27", 48"	54 x 9/16 x 1-11/16"	-	-
□ XL7562_ _ ♦	9/16"	42" Cross Tee	-	42 x 9/16 x 1-11/16"	12.34	-
□ XL7528_ _ ♦	9/16"	28" Cross Tee	-	28 x 9/16 x 1-11/16"	-	-
□ XL7561_ _ ♦	9/16"	21" Cross Tee	-	21 x 9/16 x 1-11/16"	-	-
□ XL7506_ _ ♦	9/16"	6" Cross Tee	-	6 x 9/16 x 1-11/16"	-	-
□ XL7504_ _ ♦	9/16"	4" Cross Tee	-	4 x 9/16 x 1-11/16"	-	-
<b>Suprafine ML</b>						
□ ML7540_ _ ♦	9/16"	4' Cross Tee	-	48 x 9/16 x 1-11/16"	10.34	-
□ ML7520_ _ ♦	9/16"	2' Cross Tee	-	24 x 9/16 x 1-11/16"	51.80	-

\* Simple Span  
 ♦ Items available in Blizzard White powder-coated finish only  
 When specifying or ordering items with a color or finish, add the two-letter suffix to the end of the item number (e.g., 7508HA – Haze)

Item No.*	Face Profile	Description	Dimensions (Inches)	Hanger Spacing* Lbs./Lin. Ft.	
				4 Ft.	5 Ft.
<b>Suprafine XL Painted Grid to Match Axiom® Trim (360° Painted – Powder Coated Paint)</b>					
□ AX75003_ _	9/16"	12" ID Main Beam, Routs 6" OC	144 x 9/16 x 1-11/16"	12.75	5.74
□ AX75013_ _	9/16"	12" ID Main Beam, Routs 6" OC	144 x 9/16 x 1-11/16"	16.86	10.62
□ AX75103_ _	9/16"	1' Cross Tee	12 x 9/16 x 1-11/16"	51.83	-
□ AX75203_ _	9/16"	2' Cross Tee	24 x 9/16 x 1-11/16"	51.83	-
□ AX75703_ _	9/16"	30" Cross Tee	30 x 9/16 x 1-11/16"	28.67	-
□ AX75403_ _	9/16"	4' Cross Tee	48 x 9/16 x 1-11/16"	10.34	-
□ AX75583_ _	9/16"	5' Cross Tee, Routs at 6", 20", and 30" from ends	60 x 9/16 x 1-11/16"	-	5.80

When specifying or ordering items with a color or finish, add the two-letter suffix to the end of the item number (e.g., AX75003HA – Haze)

### PERFORMANCE

Fire Guard™	Seismic Category
Dots represent high level of performance.	
-	•
-	•
-	•

### PACKAGING

Pcs./Ctn.	Lin. Ft./Ctn.
20	200
20	166
20	240

ASTM Class  
 HD - Heavy-duty  
 ID - Intermediate-duty  
 LD - Light-duty

Fire Guard™	Seismic Category
Dots represent high level of performance.	
-	•
-	•
-	•
-	•
-	•
-	•
-	•
-	-
-	-

Pcs./Ctn.	Lin. Ft./Ctn.
20	220
60	280
60	270
60	210
60	140
60	105
60	30
60	20
60	240
60	120

ASTM Class  
 HD - Heavy-duty  
 ID - Intermediate-duty  
 LD - Light-duty

Fire Guard™	Seismic Category
Dots represent high level of performance.	
-	-
-	-
-	-
-	-
-	-
-	-
-	-
-	-

Pcs./Ctn.	Lin. Ft./Ctn.
20	240
20	240
120	120
60	120
60	150
60	240
60	300



# SUPRAFINE® XL® and ML & SUPRAFINE XL High Recycled Content (HRC)

## 9/16" Exposed Tee System

### VISUAL SELECTION

Item No.	Description	Length	(A) Flange	(B) Height	(C) Reveal	(D) Reveal	Pcs./ Ctn.	Lin. Ft./ Ctn.
<b>Suggested Wall Moldings and Shadow Moldings</b> Additional molding options available. See <a href="http://armstrongceilings.com/suspensionsystems">armstrongceilings.com/suspensionsystems</a> (search: accessories and moldings)								
□ 7808_ _ ♦	10' Hemmed Angle Molding	120"	2"	2"	–	–	10	100
□ 7804_ _ ♦ □ 7804HRC	12' Hemmed Angle Molding	144"	9/16"	7/8"	–	–	30	360
□ 7800_ _ ♦ □ 7800HRC	12' Hemmed Angle Molding	144"	7/8"	7/8"	–	–	30	360
□ 7835	10' Channel Molding	120"	7/8"	1-3/4"	3/8"	–	20	200
□ 7873_ _ ♦	10' Shadow Molding	120"	9/16"	15/16"	3/8"	–	30	300
□ 7874_ _ ♦	10' Shadow Molding	120"	9/16"	15/16"	1/4"	–	30	300
□ 7878_ _ ♦♦♦	10' Seismic Shadow Molding	120"	15/16"	15/16"	3/8"	–	30	300
□ 7889_ _	10' Shadow Molding	120"	9/16"	15/16"	3/8"	1/4"	30	300
□ 7850_ _ ♦	12' Hemmed Angle Molding	120"	1-1/8"	7/8"	–	–	30	300
□ 7851_ _ ♦	12' Hemmed Angle Molding	144"	1-1/8"	7/8"	–	–	30	360

♦♦♦ Suitable for IBC Category D,E,F installations using Armstrong Seismic Rx® and BERC2 Clip

### MAXIMUM FIXTURE WEIGHT

Configuration	Item No.	Fixture		Planning Module		Hanger Spacing		Maximum Weight	
		A	B	A	B	A	B	A	B
<b>Main Beam to Main Beam – Drawing Key: Main beam (↑) Cross tee (---) Hanger wire (→)</b>									
	8500/7500/7502 7501	24" x 48"	24" x 48"	48" x 48"	48" x 48"	48"	48"	73.36 lbs.	57.07 lbs.
		24" x 48"	24" x 48"	48" x 48"	48" x 48"	48"	48"	100 lbs.	70.8 lbs.
	7500/7502 7501	12" x 48"	12" x 48"	48" x 48"	48" x 48"	48"	48"	68 lbs.	44 lbs.
		12" x 48"	12" x 48"	48" x 48"	48" x 48"	48"	48"	85 lbs.	61 lbs.

Main beams tested as follows: 7500 tested at 12.7 lbs./lin. ft. to 1/360 of 4' span; 7501 tested at 16.86 lbs./lin. ft. to 1/360 of 4' span; 8500 tested at 13.3 lbs./lin. ft. to 1/360 of 4' span. 48" cross tee tested at 10.34 lbs./lin. ft. to 1/360 of 4' span.


### Cross Tee to Cross Tee – Drawing Key: Main beam (↑) Cross tee (---) Hanger wire (→)

	XL7540 XL7541 ML7540	24" x 48"	24" x 24"	48" x 48"	48" x 48"	48"	48"	55 lbs.	67 lbs.
		24" x 48"	24" x 24"	48" x 48"	48" x 48"	48"	48"	73 lbs.	84 lbs.
		24" x 48"	24" x 24"	48" x 48"	48" x 48"	48"	48"	65.71 lbs.	76 lbs.
	ML7540 XL7541	24" x 48"	12" x 48"	48" x 48"	48" x 48"	48"	48"	46 lbs.	–
		24" x 48"	12" x 48"	48" x 48"	48" x 48"	48"	48"	52 lbs.	–


Cross tees tested as follows: 48" cross tee tested at 10.34 lbs./lin. ft. to 1/360 of 4' span. Fixtures weighing more than 56 lbs. should be independently supported. Light fixture clips are required at all fixture locations. Fixture weight is based on single fixture only. For end-to-end fixtures or other configurations not shown, consult your Armstrong representative. NOTE: The above data is based on 48" hanger wire spacing, board weight of 1 lb./sq. ft., maximum deflection of tees not to exceed 1/360 of the span, and suspension system installed in accordance with ASTM C636. \*\* To derive maximum lbs/sf, divide the on-center spacing of the component into the lbs/lf given in the load test data table.

### COLOR AND FINISH SELECTION


#### Standard




#### Premium



#### Powder-coated Finish\*



#### Colorations™ (Coordinates with Calla® Colorations Panels and Axiom® Trim)

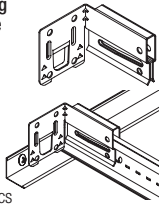


To see Ultima® and Optima® Create! and RAL colors, visit [armstrongceilings.com/createcolors](http://armstrongceilings.com/createcolors).

# SUPRAFINE® XL® and ML & SUPRAFINE XL High Recycled Content (HRC) 9/16" Exposed Tee System

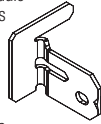
## ACCESSORIES

**BERC2 – 2" Beam End Retaining Clip** – Allows you to create a code compliant Seismic D, E, F ceiling installation while eliminating the need to use 2" wall molding or spreader bars.



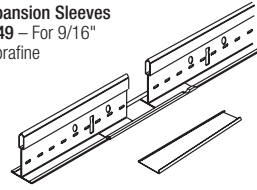
- BERC2 (Steel) – 200 pcs
- FZBERC2 (Steel) – 50 pcs
- ALBERC2 (Aluminum) – 200 pcs
- FZALBERC2 (Aluminum) – 50 pcs

**STAC – Single Tee Adapter Clip** – Used to create code compliant non-seismic and seismic C and D, E, F off-module main beam to cross tee connections.



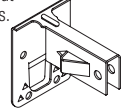
- STAC – 120 pcs
- FZSTAC – 50 pcs

**Expansion Sleeves ES49** – For 9/16" Suprafine



- ES49 – 200 pcs
- FZES49 – 50 pcs

**GCWA – Grip Clip Wall Attachment** – Joins main beam or cross tee to wall molding via locking bars without pop rivets or screws.



- GCWA – 250 pcs
- FZGCWA – 50 pcs

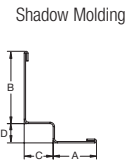
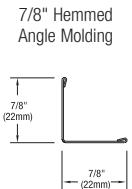
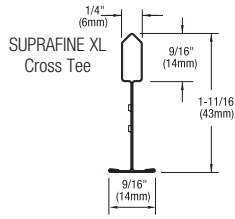
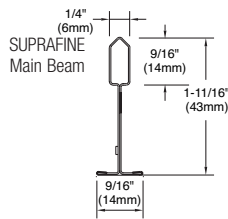
## DETAILS



SUPRAFINE XL Cross Tee



SUPRAFINE ML Cross Tee



## SEISMIC PERFORMANCE

### Main Beams

7501, 7501HRC, 7504, 7505, 7507

**Minimum Lbs. To Pull Out Compression/Tension**  
335.0

### Cross Tees

XL7558, XL7540, XL7549, XL7520, XL7510, XL8520, XL7570, XL7590, XL7580, XL8540, XL7541, 753032, 752032, ML7540, ML7520

**Minimum Lbs. To Pull Out Compression/Tension**  
352.0, 130.0

### ICC Reports

For areas under ICC jurisdiction, see ICC evaluation report number ESR-1308 for allowable values and/or conditions of use concerning the suspension system components listed on this page. The report is subject to reexamination, revisions, and possible cancellation.

## PHYSICAL DATA

### Material

Hot dipped galvanized steel

### Surface Finish

Baked polyester paint or powder coated

Manufactured and tested in accordance with ASTM C635

### Face Dimension

9/16"

### Profile

Exposed tee

### Cross Tee/Main Beam Interface

XL – Override  
ML – Flush fit

### End Detail

Main Beam: Staked-on clip

XL Cross Tee: Staked-on clip

ML Cross Tee:

Staked-on hook clip

### Duty Classification

Intermediate or Heavy-duty