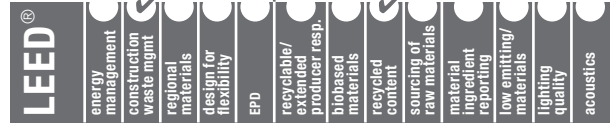


SONATA® XL®

Dimensional Tee System

30% RECYCLED CONTENT

Calculate LEED contribution at armstrongceilings.com/greengenie



LOCATION DEPENDENT



Sonata® XL® suspension system

Offers upscale architectural detailing that a co-extruded steel system provides with the benefit of installation ease.

KEY SELECTION ATTRIBUTES

- Seismic Rx® Suspension System saves time and money; Armstrong offers an ICC-ES approach to installations (ESR-1192)
- Co-extruded steel provides crisp edge and profile detailing and excellent corrosion resistance
- XL2 staked-on end detail provides secure locked connection; easy to remove, reuse, and relocate
- Accommodates virtually any fixture, especially 1' x 4' light fixtures
- 10-year limited warranty; 30-year limited warranty with HumiGuard® Plus products
- Some items available in metric sizes
- 10-Year replacement items available



TYPICAL APPLICATIONS

- Offices
- Lobbies and corridors
- Conference rooms
- Retail
- Hospitality

VISUAL SELECTION

PERFORMANCE

PACKAGING

Item No.	Face Profile	Description	Dimensions (Inches)	Hanger Spacing* Lbs./Lin. Ft.				Fire Guard™	Seismic Category	Pcs./ Ctn.	Lin. Ft./ Ctn.
				2 Ft.	30"	4 Ft.	5 Ft.				
Sonata								Dots represent high level of performance.			
□ 6501	9/16"	12' HD Main Beam	144 x 9/16 x 1-13/16"	–	–	19.42	–	–	•	50	144
□ XL6541_ _ ♦	9/16"	4' Cross Tee	48 x 9/16 x 1-13/16"	–	–	15.88	–	–	–	36	144
□ XL6521_ _ ♦	9/16"	2' Cross Tee	24 x 9/16 x 1-13/16"	42.0	–	–	–	–	–	36	72
* Simple Span ♦ Add 2-letter color suffix to item number when specifying or ordering (ex. 6500S G)									ASTM Class HD - Heavy-duty ID - Intermediate-duty LD - Light-duty		

Item No.	Description	Length	(A) Flange	(B) Flange	(C) Flange	Pcs./ Ctn.	Lin. Ft./ Ctn.
Suggested Wall Moldings and Shadow Moldings (Additional molding options available. See catalog pgs. 269-270)							
□ 7821	12' Shadow Molding	144"	9/16"	15/16"	3/16"	30	360

MAXIMUM FIXTURE WEIGHT

Configuration	Item No.	Fixture		Planning Module		Hanger Spacing		Maximum Weight	
		A	B	A	B	A	B	A	B
Main Beam to Main Beam – Drawing Key: Main beam (↑) Cross tee (---) Hanger wire (↗)									
	6500B	24" x 48"	–	48" x 48"	–	48"	–	75.0 lbs.	–

Main beam tested at 12.85 lbs./lin. ft. to 1/360 of 4' span.

Cross Tee and Cross Tee – Drawing Key: Main beam (↑) Cross tee (---) Hanger wire (↗)									
	XL6541	24" x 48"	24" x 24"	48" x 48"	48" x 48"	48"	48"	74.0 lbs.	85.0 lbs.

48" cross tee tested at 13.75 lbs./lin. ft. to 1/360 of 4' span

Fixtures weighing more than 56 lbs. should be independently supported. Fixture weight is based on single fixture only. For end-to-end fixtures or other configurations not shown, consult your Armstrong representative. NOTE: The above data is based on 48" hanger wire spacing, board weight of 1 lb./SF, maximum deflection of tees not to exceed 1/360 of the span, and suspension system installed in accordance with ASTM C636.

SONATA® XL®

Dimensional Tee System

COLOR SELECTION Due to printing limitations, shade may vary from actual product.



White
(WH)



Silver Grey
(SG)



Gun Metal Grey
(MY)

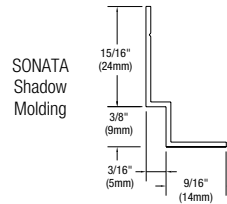
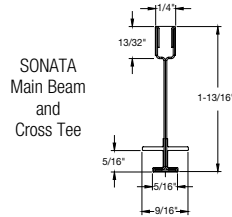
DETAILS



SONATA
Main Beam



SONATA
Cross Tee



SEISMIC PERFORMANCE

Main Beams

6500/6506/6501

Minimum Lbs. To Pull Out Compression/Tension

322.0

Cross Tees

XL6541, XL6521, XL6561, XL6531, XL6511

Minimum Lbs. To Pull Out Compression/Tension

258.0

ICC Reports

For areas under ICC jurisdiction, see ICC evaluation report number ESR-1289 for allowable values and/or conditions of use concerning the suspension system components listed on this page. The report is subject to reexamination, revisions, and possible cancellation.

To derive maximum lbs/SF, divide the on-center spacing of the component into the lbs/LF given in the load test data table.

PHYSICAL DATA

Material

Co-extruded galvanized steel

Surface Finish

High-Impact PVC

Manufactured and tested in accordance with ASTM C635

Face Dimension

9/16"

Profile

Dimensional tee

Cross Tee/Main Beam Interface

Flush fit and center protrusion

End Detail

Main Beam: Main Beam Interface

Cross Tee: Staked-on clip

Duty Classification

Intermediate or Heavy-duty