SILHOUETTE® XL® 1/4" Reveal

9/16" Slotted Tee System

Declare℠ Living Building Challenge Compliant

SUSTAIN™ High Performance Sustainable Ceiling Systems

UP TO 30% RECYCLED CONTENT

Calculate LEED contribution at armstrongceilings.com/greengenie

LEED®	energy management	construction waste mgmt	regional materials	design for flexibility	EPD	recyclable/ extended producer resp.	biobased materials	recycled content	sourcing of raw materials	material ingredient reporting	low emitting/ materials	lighting quality	acoustics
		✓	✓	✓	✓			✓					

▲ LOCATION DEPENDENT

10-YEAR Availability



KEY SELECTION ATTRIBUTES

- **Seismic Rx®** Suspension System saves time and money; offer an ICC-ES approach to installations (ESR-1308)
- Silhouette is part of the Sustain™ portfolio and meets the most stringent sustainability compliance standards today
- Hot dipped galvanized coating inhibits red rusting better than electrogalvanized or painted systems
- Some items available in metric sizes
- Rotary-stitched during manufacture for additional torsional strength and extra stability during installation; maintains size and shape of reveal when cutting perimeter cross tees
- XL² staked-on end detail provides secure locked connection
- Available with black reveal
- 10-Year Limited System Warranty; 30-Year Limited Ceiling Systems Warranty when used with **HumiGuard® Plus** products
- Main beams and cross tees can be ordered with special sizing and route spacing for your project needs

NOTE: Additional Silhouette 1/4" reveal items for TechZone® Integrated Ceiling Systems are listed in the TechZone Technical Guide (BPCS-4486). Available online at armstrongceilings.com/techzone

TYPICAL APPLICATIONS

- Offices
- Education
- Retail
- Hospitality

Blizzard White powder-coated finish coordinates perfectly with Lyra®, Calla®, Optima® and Ultima® ceiling panels for a clean, seamless, monolithic installed visual.

Linear lighting integration is easy with made-to-order main beam-to-cross tee adapters, route spacing, miter spacing, and short cross tees (3" to 6" lengths).

VISUAL SELECTION / PERFORMANCE / PACKAGING

Item No.	Face Profile	Description	Route Spacing	Notching	Dimensions (Inches)	Hanger Spacing* Lbs./Lin. Ft.		Fire Guard™	Seismic Category DEF	Pcs./ Ctn.	Lin.Ft./ Ctn.
Silhouette XL – 1/4" Reveal						4 Ft.	5 Ft.	Dots represent high level of performance.			
☐ **7601_ _**❖	9/16"	12' HD Main Beam – Notched 24" O.C.	24" O.C.		144 x 9/16 x 1-3/4"	16.35	7.80	–	●	20	240
☐ **7612_ _**❖	9/16"	12' HD Main Beam – Unnotched	–		144 x 9/16 x 1-3/4"	16.35	7.80	–	●	20	240
☐ **7600_ _**◆	9/16"	12' ID Main Beam – Notched 24" O.C.	24" O.C.		144 x 9/16 x 1-3/4"	13.10	6.61	–	–	20	240
☐ **7602_ _**❖	9/16"	10' ID Main Beam – Notched 24" O.C.	24" O.C.		120 x 9/16 x 1-3/4"	13.10	6.61	–	–	20	200
☐ **7603_ _**❖	9/16"	12' ID Main Beam – Notched 48" O.C.	48" O.C.		144 x 9/16 x 1-3/4"	13.10	6.61	–	–	20	240
☐ **7606_ _**❖	9/16"	10' ID Main Beam – Notched 30" O.C.	30" O.C		120 x 9/16 x 1-3/4"	13.10	6.61	–	–	20	200
☐ **XL7680_ _**❖	9/16"	8' Cross Tee – Unnotched	–		96 x 9/16 x 1-3/4"	12.59**	–	–	●	20	160
☐ **XL7690_ _**❖	9/16"	6' Cross Tee – Unnotched	–		72 x 9/16 x 1-3/4"	12.59**	–	–	●	20	120
☐ **XL7650_ _**❖	9/16"	5' Cross Tee – Unnotched	–		60 x 9/16 x 1-3/4"	–	6.09	–	●	30	150
☐ **XL7655_ _**❖	9/16"	5' Cross Tee – Center-notched, both sides	–		60 x 9/16 x 1-3/4"	–	5.71	–	●	30	150
☐ **XL7654_ _**❖	9/16"	5' Cross Tee – Notched, both sides at 20", 40"	–		60 x 9/16 x 1-3/4"	–	5.71	–	●	30	150
☐ **XL7651_ _**❖	9/16"	5' Cross Tee – Notched, one side at 20", 40"	–		60 x 9/16 x 1-3/4"	–	5.71	–	●	30	150
☐ **XL7640_ _**◆	9/16"	4' Cross Tee – Unnotched	–		48 x 9/16 x 1-3/4"	13.53	–	–	●	60	240
☐ **XL7645_ _**◆	9/16"	4' Cross Tee – Center-notched, both sides	–		48 x 9/16 x 1-3/4"	12.85	–	–	●	60	240
☐ **XL7646_ _**❖	9/16"	4' Cross Tee – Center-notched, one side	–		48 x 9/16 x 1-3/4"	13.21	–	–	●	60	240
☐ **XL7670_ _**❖	9/16"	30" Cross Tee – Unnotched	–		30 x 9/16 x 1-3/4"	39.86 @ 2.5'	–	–	●	60	150
☐ **XL7620_ _**◆	9/16"	2' Cross Tee – Unnotched	–		24 x 9/16 x 1-3/4"	69.69	71.66 @ 2'	–	●	60	120
☐ **XL7610_ _**❖	9/16"	1' Cross Tee – Unnotched	–		12 x 9/16 x 1-3/4"	69.69	71.66	–	●	120	120
☐ **XL7606_ _**❖	9/16"	6" Cross Tee – Unnotched	–		6 x 9/16 x 1-3/4"	–	–	–	●	60	20
☐ **XL7604_ _**❖	9/16"	4" Cross Tee – Unnotched	–		4 x 9/16 x 1-3/4"	–	–	–	●	60	20
☐ **Other Sizes**	9/16"	Main beams L: 36" - 144" / Cross tees L: 6" - 144" / Route spacing 3" from ends, 6" thereafter								Varies	Varies

ASTM Class HD - Heavy-duty ID - Intermediate-duty LD - Light-duty

Item No.	Description	Length	(A) Flange	(B) Flange	(C) Flange	Pcs./ Ctn.	Lin. Ft./ Ctn.
Suggested Wall Moldings and Shadow Moldings (Additional molding options available. See catalog pgs. 269-270)							
☐ **7804_ _**❖	12' Hemmed Angle Molding	144"	9/16"	7/8"	–	30	360
☐ **7873_ _**❖	10' Shadow Molding	120"	9/16"	15/16"	3/8"	30	300
☐ **7878_ _**❖***	10' Seismic Shadow Molding	120"	15/16"	15/16"	3/8"	30	300

* Simple Span ** Wire at 4' *** Suitable for Category D, E, F Seismic Installation with BERC2 clip
◆ Items available in Standard and Blizzard White powder-coated finish
❖ Items available in Blizzard White powder-coated finish only
When specifying or ordering items with a color or finish, add the two-letter suffix to the end of the item number (e.g., 7301BL – Tech Black)

SILHOUETTE® XL® 1/4" Reveal

9/16" Slotted Tee System

MAXIMUM FIXTURE WEIGHT

Configuration A	Configuration B	Item No.	Fixture A	Fixture B	Planning Module A	Planning Module B	Hanger Spacing A	Hanger Spacing B	Maximum Weight A	Maximum Weight B
Main Beam to Main Beam – Drawing Key: Main beam (↑) Cross tee (···) Hanger wire (✦)										
		7600/7602 **7601**	24" x 48" 24" x 48"	24" x 48" 24" x 48"	48" x 48" 48" x 48"	48" x 48" 48" x 48"	48" 48"	48" 48"	73.0 lbs. 76.0 lbs.	73.0 lbs. 76.0 lbs.
			24" x 48" 24" x 48"	24" x 48" 24" x 48"	48" x 48" 48" x 48"	48" x 48" 48" x 48"	48" 48"	48" 48"	75.0 lbs. 75.0 lbs.	75.0 lbs. 75.0 lbs.

Main beams tested as follows: 7600 tested at 13.1 lbs/LF to 1/360 of 4' span; 7601 tested at 16.35 lbs/LF to 1/360 of 4' span.

Cross Tee to Cross Tee – Drawing Key: Main beam (↑) Cross tee (···) Hanger wire (✦)										
		XL7645 **XL7646**	24" x 48" 24" x 48"	24" x 48" 24" x 48"	48" x 48" 48" x 48"	48" x 48" 48" x 48"	48" 48"	48" 48"	59.0 lbs. 59.0 lbs.	41.0 lbs. 41.0 lbs.

Cross tees tested as follows: XL7645 tested at 12.0 lbs/LF to 1/360 of 4' span.

Fixtures weighing more than 56 lbs. should be independently supported. Fixture weight is based on single fixture only. For end-to-end fixtures or other configurations not shown, consult your Armstrong Ceilings representative.
NOTE: The above data is based on 48" hanger wire spacing, board weight of 1 lb./SF, maximum deflection of cross tees not to exceed 1/360 of the span, and suspension system installed in accordance with ASTM C636.

COLOR AND FINISH SELECTION

Standard

White (WH)

Powder-coated Finish❖

Blizzard White (ZW)

◆ Available with Black reveal, add suffix BI, (e.g., 7600BL)

❖ Items available in powder-coated finish

ACCESSORIES

BERC2 – 2" Beam End Retaining Clip – Allows you to create a code compliant Seismic D, E, F ceiling installation while eliminating the need to use 2" wall molding or spreader bars.

ALBERC2 (aluminum)

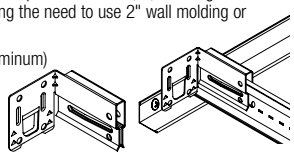

☐ **BERC2** (Steel) – 200 pcs
☐ **FZBERC2** (Steel) – 50 pcs

☐ **ALBERC2** (Aluminum) – 200 pcs
☐ **FZALBERC2** (Aluminum) – 50 pcs

MCC8 – Silhouette 1/4" Reveal Miter Closure Clip – Eliminates main beam and cross tee miters.

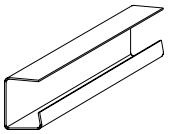

☐ **MCC8** – 200 pcs
☐ **FZMCC8** – 50 pcs

GCWA – Grip Clip Wall Attachment – Joins main beam or cross tee to wall molding via locking barbs without pop rivets or screws.

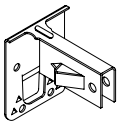

☐ **GCWA** – 250 pcs
☐ **FZGCWA** – 50 pcs

DETAILS

For more information, see submittal BPCS-3157.

SILHOUETTE XL Main Beam

SILHOUETTE XL Cross Tee

SILHOUETTE XL Main Beam with 1/4" Reveal

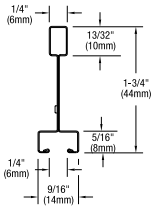

SILHOUETTE XL Cross Tee

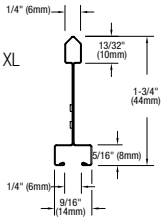

7/8" Hemmed Angle Molding

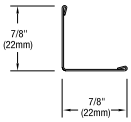

Shadow Molding

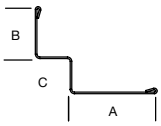

SEISMIC PERFORMANCE

Main Beams
7600/804042, 7606, 7602, 7601, 7603

Minimum Lbs. To Pull Out Compression/Tension
340.0, 392.9, 340.0

Cross Tees
XL7610, XL7620/802042, XL7640, XL7645/803042, XL7646, XL7650, XL7670, XL7655, XL7680, XL7690

Minimum Lbs. To Pull Out Compression/Tension
299.5

ICC Reports
For areas under ICC jurisdiction, see ICC evaluation report number ESR-1308 for allowable values and/or conditions of use concerning the suspension system components listed on this page. The report is subject to reexamination, revisions and possible cancellation.

To derive maximum lbs/sf, divide the on-center spacing of the component into the lbs/lf given in the load test data table.

PHYSICAL DATA

Material
Double-web hot dipped galvanized steel

Surface Finish
Baked polyester paint or powder-coated finish

Manufactured and tested in accordance with ASTM C635

Face Dimension
9/16"

Profile
Bolt-slot

Cross Tee/Main Beam Interface
Mitered

End Detail
Main Beam: Coupling

Cross Tee: Staked-on clip

TechLine / 1 877 ARMSTRONG
armstrongceilings.com/suspensionsystems
(search: silhouette)
BPCS-3157-117

All product names are trademarks, registered trademarks, or service marks of their respective owners.
All other trademarks used herein are the property of AWI Licensing LLC and/or its affiliates. © 2017 AWI Licensing LLC

Armstrong® CEILING SOLUTIONS