



CREATE!™
Custom Images and Patterns

Inspiring Great Spaces™

Armstrong®

CEILING SYSTEMS

Create!™ makes it easy

Create! allows you to print one-of-a-kind custom images and patterns on your favorite ceiling panels to complement your project design.

Steps to Create!

1a


Create Your Own, Original Artwork*

Original Artwork Guidelines:

- Artwork must be vector-based
- Acceptable file types:
 - Adobe® Illustrator® – .ai
 - Encapsulated PostScript – .eps
 - Scalable Vector Graphics – .svg
- Acceptable Color Mode: CMYK

Original Digital Image Requirements:

- Image must be 150 dpi at full print size
- Acceptable file types:
 - Joint Photographic Experts Group – .jpg
 - Tagged Image File Format – .tiff



Optima® Create!™ Vector® custom clouds with Prelude® XL® 15/16" suspension system and custom curved Axiom® Classic trim
Texas Rangers Stadium Baseball Club, Arlington, TX

1b

Or Choose from One of These Stock Visuals or Designs

Stars

24" x 24"



Single Panel
Design 041

24" x 24"



Single Panel
Design 042

24" x 24"



Single Panel
Design 043

Bubbles

24" x 24"



Single Panel
Design 011

24" x 24"



Single Panel
Design 012

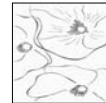
24" x 24"



Single Panel
Design 013

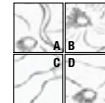
Blooms

24" x 24"



Single Panel
Design 021

48" x 48"



4-Panel Design
Design 022
(Add A, B, C, or
D for individual
panel order)

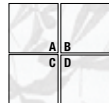
Dragonflies

24" x 24"



Single Panel
Design 051


48" x 48"



4-Panel Design
Design 052
(Add A, B, C, or
D for individual
panel order)

Wood Looks

Wood Looks is available on all Create!™ panels
Due to printing limitations, shade may vary from actual product.



Bamboo
(BA)




Barnwood
(BW)



Light Cherry
(LC)



Oak
(OK)



Walnut
(WN)



Ultima® Create!™ Vector® panels with
Prelude® XL® 15/16" suspension system
GoHealth, Chicago, IL

2

Import Reversed Artwork into Reflected** Ceiling Plan Showing 24" x 24" Suspension System Overlay Over Artwork

Architectural Drawing Guidelines:

- Acceptable file types:
 - Portable Document Format – .pdf



Reflected Ceiling Plan



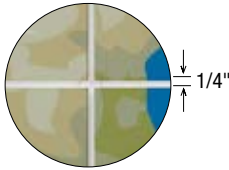
Artwork View of Design

*Armstrong does not provide graphic design assistance.

** A reflected ceiling plan shows a view of the room as if looking from above, through the ceiling, at a mirror installed one foot below the ceiling showing the reflected image of the ceiling above.

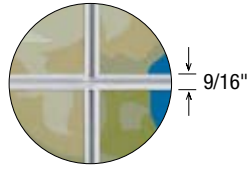
3

Select Create!™ Ceiling Panel and Suspension System



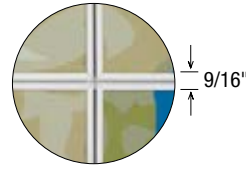
Vector® Panel and Prelude® XL®
(White suspension system recommended for Vector)

- Ultima® Create!™ Z1920UC1
- Optima® Create!™ Z3901OC1



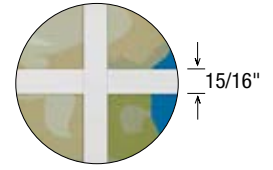
Tegular Panel and Silhouette® XL® 1/4" Reveal

- Ultima Create! Z1912UC1
- Ultima® Health Zone™ Create!™ Z1936UC1



Tegular Panel and Silhouette XL 1/8" Reveal

- Ultima Create! Z1910UC1
- Ultima Health Zone Create! Z1935UC1
- Optima Create! Z3352OC1



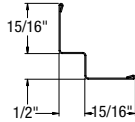
Lay-in Panel and Prelude XL

4

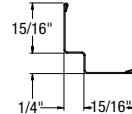
Select Perimeter Angle at Wall

Seismic

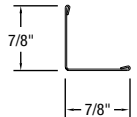
- Vector Seismic Shadow 7897 & BERC2



- Tegular and Lay-in Seismic Shadow 7877 & BERC2

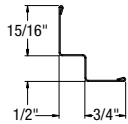


- Tegular and Lay-in Seismic 7800 & BERC2

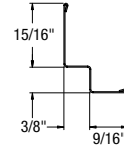


Non-seismic

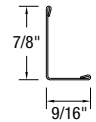
- Vector Shadow 7875



- Tegular and Lay-in Shadow 7873



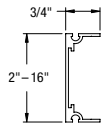
- Tegular and Lay-in 7804



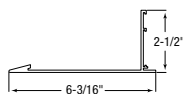
5

Select Perimeter Trim at Floating Edge

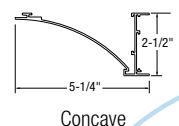
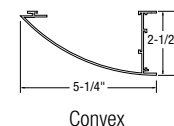
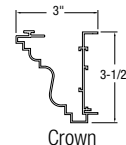
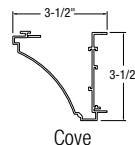
- Axiom® Classic* straight or curved



- Axiom® Knife Edge®*



- Axiom Profiled



* Vector compatible Axiom available if desired

6

Select Suspension System and Trim Colors

Visit armstrong.com/colorations to get information about coordinated Armstrong colors. Due to printing limitations, shade may vary from actual product.



*Use BL suffix for suspension systems and Axiom

7

Complete Create! Project Information Form

Complete the project information form found at armstrong.com/createform. This form must accompany all Create! orders and sample orders.

Sherwin-Williams® is a registered trademark of The Sherwin-Williams Company

Custom Samples

Custom samples are available and highly recommended. Due to the custom nature of the product and the spectrum of colors available, a fee and shipping charges apply for custom samples. Please contact your Armstrong Commercial Ceiling Systems representative for custom samples.

KEY SELECTION ATTRIBUTES


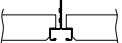





- Get total noise control and design flexibility with Total Acoustics™ ceiling panels: NRC + CAC = Total Acoustics™ performance
- Artistic designs have broad appeal and complement unique interior design
- Mix and match designs with standard Ultima®, Ultima® Health Zone™, and Optima® panels
- All the high performance benefits of Ultima or Optima fine-textured ceilings:
 - Water-repellent (Ultima Health Zone)
- Product is directional
- Custom samples available
- Can contribute to LEED® credits

TYPICAL APPLICATIONS

- Classrooms
- Libraries/media centers
- Lobbies/reception areas
- Retail
- Restaurant



VISUAL SELECTION

Edge Profile Suspension System	Item No.	Dimensions (Inches)
ULTIMA® or OPTIMA® Create!™ Square Lay-in		
for 15/16" Prelude® XL® 	Z1910UC1	24 x 24 x 3/4" □
	Z33520C1	24 x 24 x 1" □
ULTIMA Create! Tegular		
for 9/16" Silhouette® XL® ONLY; 1/4" or 1/8" Reveal 	Z1912UC1	24 x 24 x 3/4" □
ULTIMA® or OPTIMA® Create!™ Vector®		
for 15/16" Prelude XL (White only) 	Z1920UC1	24 x 24 x 3/4" □
	Z39010C1	24 x 24 x 7/8" □
ULTIMA® Health Zone™ Create!™ Square Lay-in		
for 15/16" Prelude XL 	Z1935UC1_♦♦	24 x 24 x 3/4" □
ULTIMA® Health Zone™ Create!™ Tegular		
for 9/16" Silhouette XL ONLY; 1/4" or 1/8" Reveal 	Z1936UC1	24 x 24 x 3/4" □
CALLA® Tegular		
9/16" Square Tegular 	2824_♦♦♦	24 x 24 x 1" □

NOTE: Replacement panels may vary slightly in color due to material variations over time. Product could have slight color variation from run to run; adequate attic stock should be ordered. Ultima Health Zone ceilings have different scrim surface than Ultima or Optima ceilings which may affect color.

LEED® is a registered trademark of the U.S. Green Building Council

PERFORMANCE SELECTION

Dots represent high level of performance.

UL Classified Acoustics		Total Acoustics ¹	Fire Rating	Anti-Mold & Mildew	Sag Resist	Certified Low VOC Emission	Water Repel	Impact	Recycled Content	Recycle Program	30-Yr Warranty
NRC	CAC	NRC + CAC		Bio-Block	Humi-Guard+		Durability				
0.75 •	35 •	BETTER	Class A	•	•	•	-	•	•	•	•
0.90 •	26	-	Class A	•	•	-	-	•	•	•	•
0.75 •	35 •	BETTER	Class A	•	•	•	-	•	•	•	•
0.70 •	33	-	Class A	•	•	•	-	•	•	•	•
0.80 •	26	-	Class A	•	•	-	-	•	•	•	•
0.70 •	38 •	BETTER	Class A	•	•	•	•	•	•	•	•
0.70 •	38 •	BETTER	Class A	•	•	•	•	•	•	•	•
0.85 •	35 •	BEST	Class A	•	•	•	-	•	•	•	•


¹ Total Acoustics™ ceiling panels have an ideal combination of noise reduction and sound-blocking performance in one product.

GOOD (NRC 0.60-0.65; CAC 35+) **BETTER** (NRC 0.70-0.75; CAC 35+) **BEST** (NRC 0.80+; CAC 35+)

Based on image/color coverage, NRC may vary slightly.

♦♦ Add 2-letter color suffix to item when specifying or ordering standard Wood Looks items (e.g., Z1935UC1 L C).

♦♦♦ Available in Colorations® standard colors. When specifying or ordering Colorations, add the 2-letter suffix to the end of the item number (e.g., 2824LA – Lagoon).



Ultima® Create!™ Beveled Tegular panels with
Prelude® XL® 15/16" suspension system
RetailMeNot Office, Austin, TX

CREATE!™ the ceiling of your dreams



Ultima® Create!™ Vector® panels and Prelude® XL®
15/16" suspension system with Axiom® Knife Edge® trim
Armstrong Campus, Lancaster, PA

take the next step

1 877 ARMSTRONG (276-7876)

Customer Service Representatives
7:45 a.m. to 5:00 p.m. EST
Monday through Friday

TechLineSM – Technical information, detail drawings,
CAD design assistance, installation information,
other technical services – 8:00 a.m. to 5:30 p.m. EST,
Monday through Friday. FAX 1 800 572 8324
or email: techline@armstrong.com

armstrong.com/commceilings

Latest product news
Standard and custom product information
Online catalog
CAD, Revit[®], SketchUp[™] files
A Ceiling for Every Space[™] Visual Selection Tool
Product literature and samples – express service
or regular delivery
Contacts – reps, where to buy, who will install

YOU INSPIRE[™] SOLUTIONS CENTER

1 800 988 2585
email: solutionscenter@armstrong.com
armstrong.com/youinspire

Design Assistance

Collaborative design
Detail drawings
Specifications
Planning and budgeting

Pre-construction Assistance

Layout drawings for standard
and premium products
Project installation recommendations
Contractor installation assistance

you inspire[™]
solutions center

helping to bring your one-of-a-kind ideas to life

LEED[®] is a registered trademark of the U.S. Green Building Council
Adobe[®] Illustrator[®] is a registered trademark of Adobe Systems Incorporated;
Sherwin-Williams[®] is a registered trademark of The Sherwin-Williams Company
SketchUp[™] is a trademark of Trimble Navigation Limited; Revit[®] is a registered trademark of Autodesk, Inc.
All other trademarks used herein are the property of AWI Licensing Company and/or its affiliates
© 2015 AWI Licensing Company • Printed in the United States of America

armstrong.com/create

Cover Image

PRODUCT

Ultima[®] Create![™] Vector[®] panels with
Prelude[®] XL[®] 15/16" suspension system

LOCATION

Springmill Learning Center,
Mansfield, OH

Inspiring Great Spaces[™]



CEILING SYSTEMS