



Raised Panel™ and Single Raised Panel ceiling panels offer a classic coffered look at a fraction of the cost of custom work. Panels are available in 24-in x 24-in tegular styles

## FEATURES & BENEFITS

- Grid-minimizing edge detail adds beauty to any room
- Easy installation system provides access to pipes, ducts and wiring
- 1201 and 1205 install in Prelude® 15/16-in suspension system
- For a narrow grid look, 1210 installs on 9/16-in Suprafine® grid

# RAISED PANEL™/SINGLE RAISED PANEL

## OPTIONS



1201 RAISED PANEL™









1205 SINGLE RAISED PANEL  
1210 SINGLE RAISED PANEL



ENLARGED  
TO SHOW  
DETAIL

## PERFORMANCE AND INSTALLATION GUIDE

Item #	Dimensions (Inches)	Edge Detail	Installation Method	Fire Resistance 	Sag Resistance 	Mold/Mildew Resistance 	Noise Reducing		Light Reflectance	Recycled Material Content
							NRC	CAC		
1201	24 x 24 x 5/8	 Tegular	Prelude® 15/16-in Grid	Class A	Standard	Standard	-	30	0.80	52%
1205	24 x 24 x 5/8	 Tegular	Prelude® 15/16-in Grid	Class A	Standard	Standard	-	30	0.80	52%
1210	24 x 24 x 3/4	 Tegular	Suprafine® 9/16-in Grid	Class A	Standard	Standard	-	30	0.80	52%

## PACKAGING GUIDE

Item #	Dimensions (Inches)	SF Per Ctn	Pcs/Ctn	Lbs/Ctn	Ctns Per Pallet	Layers Per Pallet	Warranty
1201	24 x 24 x 5/8	24	6	19	36	9	10-Year
1205	24 x 24 x 5/8	24	6	22	36	9	10-Year
1210	24 x 24 x 3/4	24	6	22	36	9	10-Year

TECHLINE: 1 877 ARMSTRONG (276-7876)  
techline@armstrongceilings.com

[ceilings.com](http://ceilings.com)