



In Accordance with ISO 14025  
and ISO 21930:2017

# School Zone® Fine Fissured™ Templok® Ceiling Panels

High Performance Mineral Fiber

## Committed to Sustainability

Armstrong World Industries leads in delivering solutions that meet today's most stringent industry sustainability standards. We are committed to environmental responsibility in all aspects of our business, and carbon reduction is part of our 2030 Company goals and ambitions.

We were one of the first companies to create and publish the Environmental Product Declaration (EPD) in the ceiling industry. We have over a decade of experience using Life Cycle Assessment (LCA) to evaluate environmental impacts of our products starting with design, to raw materials, and through our operations. We are constantly working to optimize our operations and products to reduce their environmental impact. We believe the use of LCA and our commitment to transparency of our products' carbon footprint is critical to contributing to decarbonization of the built environment.

## Contents:

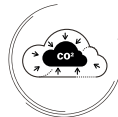
- Performance features like acoustics, light reflectance, and durability
- Product application and use
- Product ingredients and their sources
- How the product is produced
- LCA results, including global warming potential and primary energy usage
- Total impacts over the product life cycle

## For more information visit

[armstrongceilings.com/transparency](http://armstrongceilings.com/transparency)

## Life Cycle Impact Categories (A1-A3) for 1 ft²

Cradle-to-Gate environmental impacts for 1 ft² of  
School Zone® Fine Fissured™ Templok® ceiling panels



### Embodied Carbon (GWP100) (excluding biogenic carbon)

5.31E-01 kg CO<sub>2</sub> eq.



### Acidification Potential

1.30E-03 kg SO<sub>2</sub> eq.



### Photochem Ozone Creation Potential

2.83E-02 kg O<sub>3</sub> eq.



### Eutrophication Potential

1.37E-04 kg N eq.



### Ozone Depletion Potential

4.20E-10 kg CFC 11 eq.



### ADP<sub>(fossil)</sub>

1.20E+00 MJ surplus energy



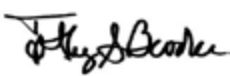

School Zone® Fine Fissured™ Templok® Ceiling Panels with  
Prelude® XL® Suspension System



# School Zone® Fine Fissured™ Templok® Ceiling Panels

## High Performance Mineral Fiber

### 1. CONTENT OF THE EPD

EPD PROGRAM AND PROGRAM OPERATOR NAME, ADDRESS, LOGO, AND WEBSITE	ASTM International – 100 Barr Harbor Drive, West Conshohocken, PA, 19428, USA
GENERAL PROGRAM INSTRUCTIONS AND VERSION NUMBER	ASTM Program Operator for Product Category Rules (PCR) and Environmental Product Declarations (EPDs), General Program Instructions, Version: 8.0, Revised 04/29/20
MANUFACTURER NAME AND ADDRESS	Armstrong World Industries 2500 Columbia Avenue Lancaster, PA 17603
DECLARATION NUMBER	EPD 981
DECLARED PRODUCT & DECLARED UNIT	0.093m <sup>2</sup> (1ft <sup>2</sup> ) of installed ceiling panel, with a product reference service life (RSL) of 30 years.
REFERENCE PCR AND VERSION NUMBER	PCR for Building-Related Products and Services – Part A: LCA Calculation Rules and Report Requirements, UL 10010, UL v.4.0, March 2022 PCR Guidance for Building-Related Products and Services – Part B: Non-Metal Ceiling and Interior Wall Panel EPD Requirements, UL Environment, v2, 04/2021
DESCRIPTION OF PRODUCT'S INTENDED APPLICATION AND USE (AS IDENTIFIED WHEN DETERMINING PRODUCT RSL)	School Zone® Fine Fissured™ Templok® Ceiling Panels
PRODUCT RSL DESCRIPTION (IF APPL.)	30 Years
MARKETS OF APPLICABILITY	Commercial and Residential Interior Furnishing
DATE OF ISSUE	May 8, 2025
PERIOD OF VALIDITY	5 years
EPD TYPE	Product-Specific
DATASET VARIABILITY	Industry Average Only
EPD SCOPE	Cradle to Gate with Options
YEAR(S) OF REPORTED MANUFACTURER PRIMARY DATA	2023
LCA SOFTWARE & VERSION NUMBER	Sphera FE 2024
LCI DATABASE(S) & VERSION NUMBER	Sphera FE version 10.9.0.31 (Schema 8007)
LCIA METHODOLOGY & VERSION NUMBER	TRACI 2.1
The sub-category PCR review was conducted by:	Lindita Bushi, PhD (Chair) Tom Gloria, PhD Olivia Palmer
This declaration was independently verified in accordance with ISO 14025: 2006. The UL Environment "Part A: Calculation Rules for the Life Cycle Assessment and Requirements on the Project Report," serves as the core PCR. <input type="checkbox"/> INTERNAL <input checked="" type="checkbox"/> EXTERNAL	Tim Brooke, ASTM International 
This EPD conforms with (select one):	<input checked="" type="checkbox"/> ISO 21930:2017 <input type="checkbox"/> EN 15804:2013+A1:2014 <input type="checkbox"/> EN 15804:2013+A2:2019
This life cycle assessment was conducted in accordance with ISO 14044 and the reference PCR by:	Armstrong World Industries, Inc.
This life cycle assessment was independently verified in accordance with ISO 14044 and the reference PCR by:	Thomas P. Gloria, PhD Industrial Ecology Consultants 
LIMITATIONS	

Environmental declarations from different programs (ISO 14025) may not be comparable.

Comparison of the environmental performance of Non-Metal Ceiling and Wall System Products using EPD information shall be based on the product's use and impacts at the building level, and therefore EPDs may not be used for comparability purposes when not considering the building energy use phase as instructed under this PCR.

Full conformance with this PCR allows EPD comparability only when all stages of a life cycle have been considered. However, variations and deviations are possible. Example of variations: Different LCA software and background LCI datasets may lead to differences in results for upstream or downstream of the life cycle stages declared.

The owner of the declaration shall be liable for the underlying information and evidence; ASTM, or its affiliates, shall not be liable with respect to manufacturer information, life cycle assessment data, and evidence.

## 2. GENERAL INFORMATION

### 2.1 DESCRIPTION OF ORGANIZATION

Armstrong World Industries, Inc. (AWI) is a leader in the design and manufacture of innovative commercial and residential ceiling, wall and suspension system solutions in the Americas. At home, at work, in healthcare facilities, classrooms, stores, or restaurants, Armstrong World Industries offers interior solutions that help to enhance comfort, save time, improve building efficiency and overall performance, and create beautiful spaces.

### 2.2 PRODUCT DESCRIPTION

Medium-texture mineral fiber ceiling combines excellent acoustical performance, energy savings, and enhanced thermal comfort using advanced Phase Change Material (PCM) technology. (UNSPSC Code 30161601 and CSI 09 51 00)

#### 2.2.1 Product-Specific EPD

School Zone® Fine Fissured™ Templok® ceiling panels are manufactured by Armstrong World Industries in Macon, GA (31206), Marietta PA (17547), Albemarle, NC (28001), Hilliard, OH (43026), and Macon, GA (31206).

#### 2.2.2 Product Identification

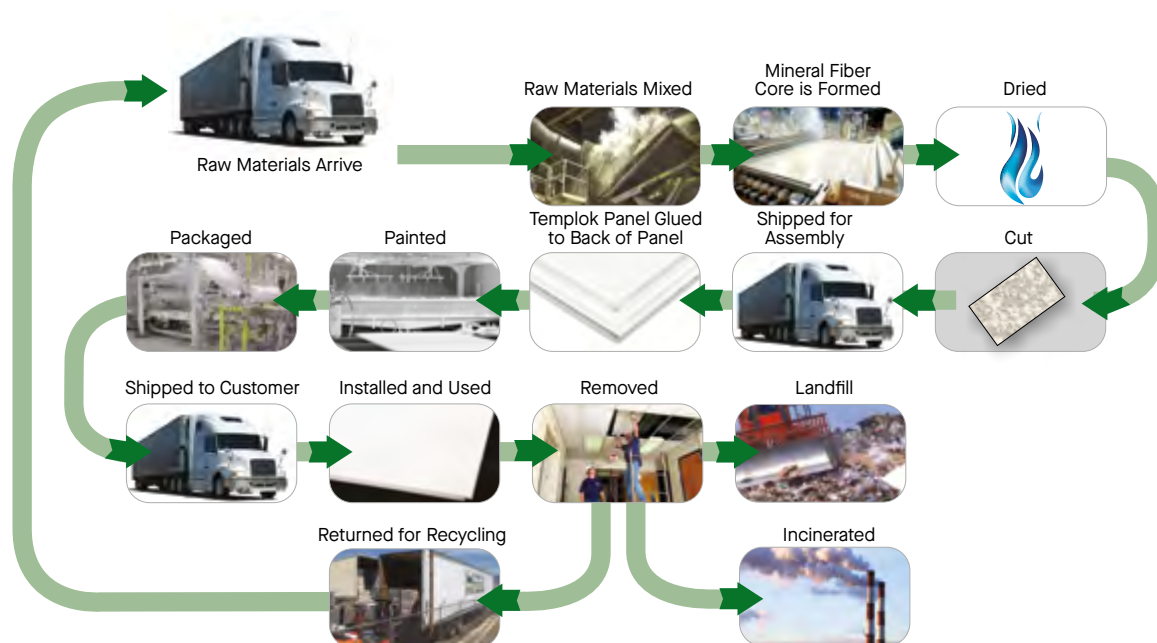
School Zone® Fine Fissured™ Templok® mineral fiber panels feature a medium-texture, white surface that is mold- and mildew-resistant.

#### 2.2.3 Product Specification

These products generally fall under ASTM E1264 Section 5.2 designation as Type A – Mineral base.

#### 2.2.4 Flow Diagram

School Zone® Fine Fissured™ Templok® Ceiling Panels are made in a wet-formed process which is shown in the flow diagram below.



# School Zone® Fine Fissured™ Templok® Ceiling Panels

## High Performance Mineral Fiber

## 2.3 PRODUCT AVERAGE

### 2.3.2 Product-Specific EPD

This EPD is specific to School Zone® Fine Fissured™ Templok® Ceiling Panels. A weighted average approach was applied. Inputs were developed based on 2023 production volumes and weights for School Zone® Fine Fissured™ Templok® products.

## 2.4 APPLICATION

The products covered by this EPD are designed to be installed in a suitable metal grid system.

## 2.5 MATERIAL COMPOSITION

Major raw materials used in ceiling panel manufacturing are summarized in the table below.

**TABLE 1. MATERIAL COMPOSITION**

Material	School Zone® Fine Fissured™ Templok® Ceiling Panels
Mineral Wool	1 - 5%
Perlite	10 - 70%
Starch	4 - 10%
Fiberglass	4 - 10%
Salt	35 - 40%
PVC	1 - 5%

## 2.6 TECHNICAL REQUIREMENTS

**TABLE 2. TECHNICAL DATA**

Property	Test Method	School Zone® Fine Fissured™ Templok® Ceiling Panels
Sound absorption coefficient (NRC)	ASTM C423	0.70
Interzone attenuation of open office components (AC)	ASTM E1111, ASTM E1110	–
Sound Transmission Class (STC)	ASTM E413, ASTM E90	–
Sound attenuation between rooms sharing a common ceiling plenum (CAC)	ASTM E1414, ASTM E413	40
Light reflectance	ASTM E1477	0.82
Flame spread/smoke development	ASTM E84, ASTM E1264	Class A

## 2.7 PROPERTIES OF DECLARED PRODUCT AS DELIVERED

The final EPD is available on the Armstrong website ([armstrongceilings.com/epd](http://armstrongceilings.com/epd)) and is under the Finish category in the EC3 Tool ([buildingtransparency.org](http://buildingtransparency.org)).

# School Zone® Fine Fissured™ Templok® Ceiling Panels

## High Performance Mineral Fiber

### 3. METHODOLOGICAL FRAMEWORK

This study provides life cycle inventory and environmental impacts relevant to Armstrong® suspended ceilings. The LCA follows an attributional approach as outlined in ISO 21930 Section 7.1.1 – see also PCR Part A-6.

#### 3.1 DECLARED UNIT

The declaration refers to the declared unit of 0.093 m<sup>2</sup> (1 ft<sup>2</sup>) of installed ceiling panel, as defined by the PCR.

#### 3.2 FUNCTIONAL/DECLARED UNIT PROPERTIES

TABLE 3. FUNCTIONAL OR DECLARED UNIT PROPERTIES

Product	Declared Unit m <sup>2</sup> (ft <sup>2</sup> )	Declared Thickness cm (in)	Surface Weight kg/0.093 m <sup>2</sup> (lb/ft <sup>2</sup> )	Density kg/m <sup>3</sup> (lb/ft <sup>3</sup> )
School Zone® Fine Fissured™ Templok® Ceiling Panels	0.093 (1)	2.54 (1.00)	1.16 (2.55)	490.16 (30.6)

#### 3.3 SYSTEM BOUNDARY

The scope of the study includes production, installation, and end of life. Production of capital equipment, facilities, and infrastructure required for manufacture are outside the scope of this assessment. Details of inclusions and exclusions from the system boundary are listed below.

TABLE 4. ELEMENTS INCLUDED IN THE CRADLE TO GATE WITH OPTIONS STUDY

Includes	Excludes
<ul style="list-style-type: none"> <li>– Raw materials production (A1)</li> <li>– Inbound transport of raw materials to production facility (A2)</li> <li>– Manufacturing of panels (A3)</li> <li>– Electricity and fuel combustion (A3)</li> <li>– Packaging of final products (A3)</li> <li>– Transportation to the job site (A4)</li> <li>– Installation and installation waste (A5)</li> <li>– Deconstruction – manual, no impact (C1)</li> <li>– End of life, including transport (C2-C4)</li> </ul>	<ul style="list-style-type: none"> <li>– Construction of capital equipment and other infrastructure flows</li> <li>– Maintenance and operation of support equipment</li> <li>– Human labor and employee transport</li> <li>– Manufacture and transport of packaging materials not associated with final product</li> <li>– Use Phase (B1 to B7)</li> <li>– Benefits and loads beyond the system boundary (D)</li> </ul>

#### 3.4 PRODUCT-SPECIFIC CALCULATIONS FOR END-OF-LIFE PHASE (MODULES C1-C4)

At this time, there is no industry consensus for product-specific assumption behind reported scenarios for information in modules C1-C4. Armstrong facilitates ceiling panels recycling through our Takeback program. The recovery data is based on internal averages for commingled ceiling panels that arrived at Armstrong factories from the construction and demolition site at end of product life. Remaining panels were assumed to be landfilled as per standard industry practice.

#### 3.5 REFERENCE SERVICE LIFE AND ESTIMATED BUILDING SERVICE LIFE

In accordance with the PCR, the Reference Service Life (RSL) for this study was assumed to be 30 years.

# School Zone® Fine Fissured™ Templok® Ceiling Panels

High Performance Mineral Fiber

### 3.6 ALLOCATION

Allocation at the manufacturing plant was based on the surface-based production volume (ft²). This is the basis on which products are processed and sold, regardless of product weight. No burdens are allocated across the system boundary with secondary material, secondary fuel, or recovered energy flows arising from waste. Allocation of background data (energy and materials) was taken from the Sphera LCA FE database.

### 3.7 CUT-OFF RULES

No known flows are deliberately excluded from this EPD. The system boundary was defined based on relevance to the goal of the study. For the processes within the system boundary, all available energy and material flow data have been included in the model. In cases where no matching life cycle inventories are available to represent a flow, proxy data have been applied based on conservative assumptions regarding environmental impacts.

### 3.8 DATA SOURCES

Primary data for this study was collected from the manufacturing facility for 2023 and datasets for materials upstream from manufacturing were obtained from the Sphera FE database version 10.8.0.14.

### 3.9 DATA QUALITY

The data quality ranges from good to very good. The temporal quality of the data is very good with both manufacturing-specific data and MLC Database (formerly GaBi) background data from 2023. Because primary and secondary data were collected specifically to the location of manufacture when possible, geographical representativeness is considered to be good.

### 3.10 PERIOD UNDER REVIEW

All the primary data in the scope of this analysis was collected from Armstrong manufacturing facilities during 2023.

### 3.11 COMPARABILITY AND BENCHMARKING

We do not have any data on comparable non-competitive products to report.

### 3.12 ESTIMATES AND ASSUMPTIONS

The datasets for materials upstream from manufacturing are from the GaBi database. When inventories were not available for materials, conservative proxy datasets were chosen based on similarity of material. Additionally and consistent with the PCR, the following assumptions in Table 5 related to transport, installation, and deconstruction procedures were made.

**TABLE 5. TRANSPORT, INSTALLATION, AND DECONSTRUCTION PROCEDURES**

Product transport from point of manufacture to building site	Mode: Diesel-powered truck/trailer Distance: 800 km
Product transport from building site to waste processing	Mode: Diesel-powered truck/trailer Distance: 35 km
Installation & deconstruction procedures	Manual (no operational energy use)

### 3.13 UNITS

Units commonly used in the North American market are included in addition to the required SI units.



# School Zone® Fine Fissured™ Templok® Ceiling Panels

## High Performance Mineral Fiber

#### 4. TECHNICAL INFORMATION AND SCENARIOS

All data is reported as a North American weighted average across our ceiling plant locations. The majority of Armstrong® Ceiling products are distributed within 500 kilometers of the respective manufacturing plants. The same distribution trucks that take material to distribution centers backhaul post-consumer recycled ceiling panels to the manufacturing plants as part of our closed loop recycling program. If product is not recycled, disposal transportation at end of life is assumed to be 35 kilometers. Transportation emissions and fuels throughout the life cycle phases are included. All transportation associated with raw materials reflect the actual modes of transportation and mileage.

##### 4.1 MANUFACTURING

The manufacturing process has been described in a simple flow chart in Section 2.2.4. When a product is manufactured at multiple locations, a volume-based averaging of the input parameters approach was used. Any manufacturing waste was reported in the primary data for this study.

##### 4.2 PACKAGING

Armstrong® ceiling panels are well packaged in a variety of wooden panels, rigid corrugate, and stretch wrap. Stacks of material are banded to wooden pallets for shipping.

##### 4.3 TRANSPORTATION

The following information specifies any transport after the manufacturing gate. Details of type of transport, type of vehicle, distance, type, and amount of energy carrier are listed. These values are consistent with industry standard assumptions.

**TABLE 6. TRANSPORT TO THE BUILDING SITE (A4)**

Material	Unit	School Zone® Fine Fissured™ Templok® Ceiling Panels
Fuel Type	—	Diesel
Liters of fuel (Diesel)	L/100km/m³	0.0185
Vehicle type	—	Truck
Transport distance	km	805
Capacity utilization (including empty runs)	%	67
Gross density of products transported	kg/m³	490.2
Capacity utilization volume factor	—	0.80

# School Zone® Fine Fissured™ Templok® Ceiling Panels

## High Performance Mineral Fiber

#### 4.4 PRODUCT INSTALLATION

The ceiling system must be installed in accordance with Armstrong Ceilings installation guidelines. Our ceiling system installation brochure, "Installing Suspended Ceilings", is a general application overview, covering essential steps of a basic suspended ceiling installation. You can reference this document at [armstrongceilings.com/installationinstructions](http://armstrongceilings.com/installationinstructions).

The information in Table 7 shall be provided for all construction products to specify the end-of-life scenarios used for packaging or to support the development of the end-of-life scenarios for packaging at the construction works level where the module is not declared. Scenarios shall only model processes, for example, recycling systems that have been proven to be economically and technically viable.

It is assumed that the on-site scrap material will be sent to a landfill within 35 km (21.7 miles) of the jobsite. Production, transport, waste processing and disposal of 7% of installation waste are included in module A5, calculations for waste at the construction site.

**TABLE 7. INSTALLATION INTO THE BUILDING (A5)**

Name	School Zone® Fine Fissured™ Templok® Ceiling Panels	Unit
Ancillary materials	0	kg
Net freshwater consumption specified by water source and fate (X m³ river water evaporated, X m³ city water disposed to sewer)	0	m³
Other resources	0	kg
Electricity consumption	0	kWh
Other energy carriers	0	MJ
Product loss per declared unit	0	kg
Waste materials at the construction site before waste processing, generated by product installation	0	kg
Output materials resulting from on-site waste processing	0	kg
Mass of packaging waste specified by type:		
Plastic	0.01	kg
Metal	0	kg
Cardboard	0.01	kg
Wood	0.25	kg
Biogenic carbon contained in packaging	0.174	kg CO <sub>2</sub>
Direct emissions to ambient air, soil and water	0	kg
VOC emissions	<0.05	mg/m³



# School Zone® Fine Fissured™ Templok® Ceiling Panels

## High Performance Mineral Fiber

### 4.5 USE

A product's RSL depends on the product properties and reference in-use conditions. The default RSL assumed in this PCR is 30 years for both ceiling and wall products.

### 4.6 DISPOSAL

#### End of Life

The end-of-life phase for the ceiling panels was included in the study. End-of-life impacts include landfill disposal of ceiling panels.

**TABLE 8. END OF LIFE (C1-C4)**

Name		School Zone® Fine Fissured™ Templok® Ceiling Panels	Unit/ft²
Collection process (specified by type)	Collected separately	0	kg
	Collected with mixed construction waste	0	m³
Recovery (specified by type)	Reuse	0	kg
	Recycling	0	kWh
	Incineration	0	MJ
	Incineration with energy recovery	0	kg
	Energy conversion (specify efficiency rate)	0	kg
Disposal (specified by type)	Product for final disposal (landfill)	1.16	kg
Removals of biogenic carbon (excluding packaging)		-0.027	kg CO <sub>2</sub>

**TABLE 9. BIOGENIC CARBON**

Parameter	Description	Unit	School Zone® Fine Fissured™ Templok®
BCRP	Biogenic Carbon Removal from Product	[kg CO <sub>2</sub> ]	0.027
BCEP	Biogenic Carbon Emission from Product	[kg CO <sub>2</sub> ]	0
BCRK	Biogenic Carbon Removal from Packaging	[kg CO <sub>2</sub> ]	0.23
BCEK	Biogenic Carbon Emission from Packaging	[kg CO <sub>2</sub> ]	0.27
BCEW	Biogenic Carbon Emission from Combustion of Waste from Renewable Sources Used in Production Processes	[kg CO <sub>2</sub> ]	0
CCE	Calcination Carbon Emissions	[kg CO <sub>2</sub> ]	unk
CCR	Carbonation Carbon Removals	[kg CO <sub>2</sub> ]	unk
CWNR	Carbon Emissions from Combustion of Waste from Non-Renewable Sources used in Production Processes	[kg CO <sub>2</sub> ]	0
EE	Recovered energy exported from the product system	MJ	0.00E+00

# School Zone® Fine Fissured™ Templok® Ceiling Panels

High Performance Mineral Fiber

## 5. ENVIRONMENTAL INDICATORS DERIVED FROM LCA

### 5.1 LCA RESULTS FROM LCIA

The Life Cycle Assessment (LCA) was performed according to ISO 14040 guidelines and follows the specific PCR instructions. The cradle-to-gate with options LCA consists of raw material production, transport of raw materials to production facility prior to processing, manufacturing of ceiling and wall panels, packaging; transportation to job site and installation, and end of life including disposal or recycling to Armstrong factories.

(X = INCLUDED IN LCA; MND =  
MODULE NOT DECLARED)

TABLE 10. DESCRIPTION OF THE SYSTEM BOUNDARY MODULES\*

EPD Type	Production			Construction		Use							End Of Life				Benefits and Loads Beyond System Boundary
	A1	A2	A3	A4	A5	B1	B2	B3	B4	B5	B6	B7	C1	C2	C3	C4	D
	Raw material supply	Transport	Manufacturing	Transport to site	Assembly/Install	Use	Maintenance	Repair	Replacement	Refurbishment	Operational Energy Use	Deconstruction	Deconstruction	Transport	Waste processing	Disposal	Reuse, Recovery, Recycling Potential
						B6 Operational Energy Use of Building Integrated System During Product Use											
						B7 Operational Water Use of Building Integrated System During Product Use											
Cradle to Gate with Options	X	X	X	X	X	MND	MND	MND	MND	MND	MND	MND	X	X	X	X	MND

\* Results for modules A1-A3 results are aggregated, as described in the PCR.

### 5.2 LCA RESULTS FROM LCIA

Life cycle impacts reported below are based on TRACI 2.1 methodology. Results are provided in reference to the declared unit. For the other impact categories, results are presented in the tables below using the ISO 21930 standard and for the declared unit. Table 11 includes Global Warming Potential (GWP) excluding biogenic. LCIA results are relative expressions and do not predict impacts on category endpoints, the exceeding of thresholds, safety margins or risks. These six impact categories are globally deemed mature enough to be included in Type III environmental declarations. Other categories are being developed and defined and LCA should continue making advances in their development. However, the EPD users shall not use additional measures for comparative purposes.

# School Zone® Fine Fissured™ Templok® Ceiling Panels

High Performance Mineral Fiber

**TABLE 11. TRACI 2.1 IMPACT ASSESSMENT FOR 0.093 m<sup>2</sup> (1 FT<sup>2</sup>) OF SCHOOL ZONE® FINE FISSURED™ TEMPLOK® CEILING PANELS\***

School Zone® Fine Fissured™ Templok® Ceiling Panels						
Source	Parameter	Product (A1-A3)	A4	A5	C2	C4
TRACI 2.1	GWP, excluding biogenic	5.31E-01	3.90E-02	2.67E-03	6.32E-03	1.05E-01
TRACI 2.1	GWP, including biogenic	4.67E-01	3.89E-02	1.31E-02	6.31E-03	1.42E-01
TRACI 2.1	ODP	4.20E-10	1.16E-16	-2.40E-16	1.89E-17	1.19E-15
TRACI 2.1	AP	1.30E-03	1.71E-04	-8.32E-07	1.79E-05	4.56E-04
TRACI 2.1	EP	1.37E-04	1.55E-05	1.37E-06	1.88E-06	5.47E-05
TRACI 2.1	SFP	2.83E-02	3.92E-03	-1.90E-04	4.04E-04	3.13E-03
TRACI 2.1	Abiotic Resource Depletion Potential of Non-renewable (fossil) energy resources (ADP <sub>fossil</sub> )	1.20E+00	7.41E-02	-4.87E-03	1.20E-02	4.64E-02

\* Modules C1 and C3 are null

### 5.3 LCA RESULTS FROM LCI

**TABLE 12. LCA RESULTS - RESOURCE USE FOR 0.093 m<sup>2</sup> (1 FT<sup>2</sup>) OF SCHOOL ZONE® FINE FISSURED™ TEMPLOK® CEILING PANELS\***

School Zone® Fine Fissured™ Templok® Ceiling Panels								
Parameter	Unit	A1	A2	A3	A4	A5	C2	C4
RPre	MJ, LHV	9.20E-01	2.51E-02	4.59E-01	2.30E-02	-1.74E-01	3.74E-03	4.65E-02
RPRm	MJ, LHV	0.00E+00	0.00E+00	0.00E+00	0.00E+00	0.00E+00	0.00E+00	0.00E+00
NRPRE	MJ, LHV	4.76E+00	7.09E-01	4.73E+00	5.21E-01	-4.29E-02	8.46E-02	3.64E-01
NRPRM	MJ, LHV	0.00E+00	0.00E+00	0.00E+00	0.00E+00	0.00E+00	0.00E+00	0.00E+00
SM	kg	0.00E+00	0.00E+00	0.00E+00	0.00E+00	0.00E+00	0.00E+00	0.00E+00
RSF	kg	0.00E+00	0.00E+00	0.00E+00	0.00E+00	0.00E+00	0.00E+00	0.00E+00
NRDF	m3	0.00E+00	0.00E+00	0.00E+00	0.00E+00	0.00E+00	0.00E+00	0.00E+00
RE	MJ, LHV	0.00E+00	0.00E+00	0.00E+00	0.00E+00	0.00E+00	0.00E+00	0.00E+00
FW	m3	1.62E-03	8.05E-05	8.69E-04	7.66E-05	5.15E-06	1.24E-05	6.88E-05

\* Modules C1 and C3 are null

# School Zone® Fine Fissured™ Templok® Ceiling Panels

High Performance Mineral Fiber

**TABLE 13. LCA RESULTS - OUTPUT FLOWS AND WASTE CATEGORIES FOR 0.093 m<sup>2</sup> (1 FT<sup>2</sup>) OF SCHOOL ZONE® FINE FISSURED™ TEMPLOK® CEILING PANELS\***

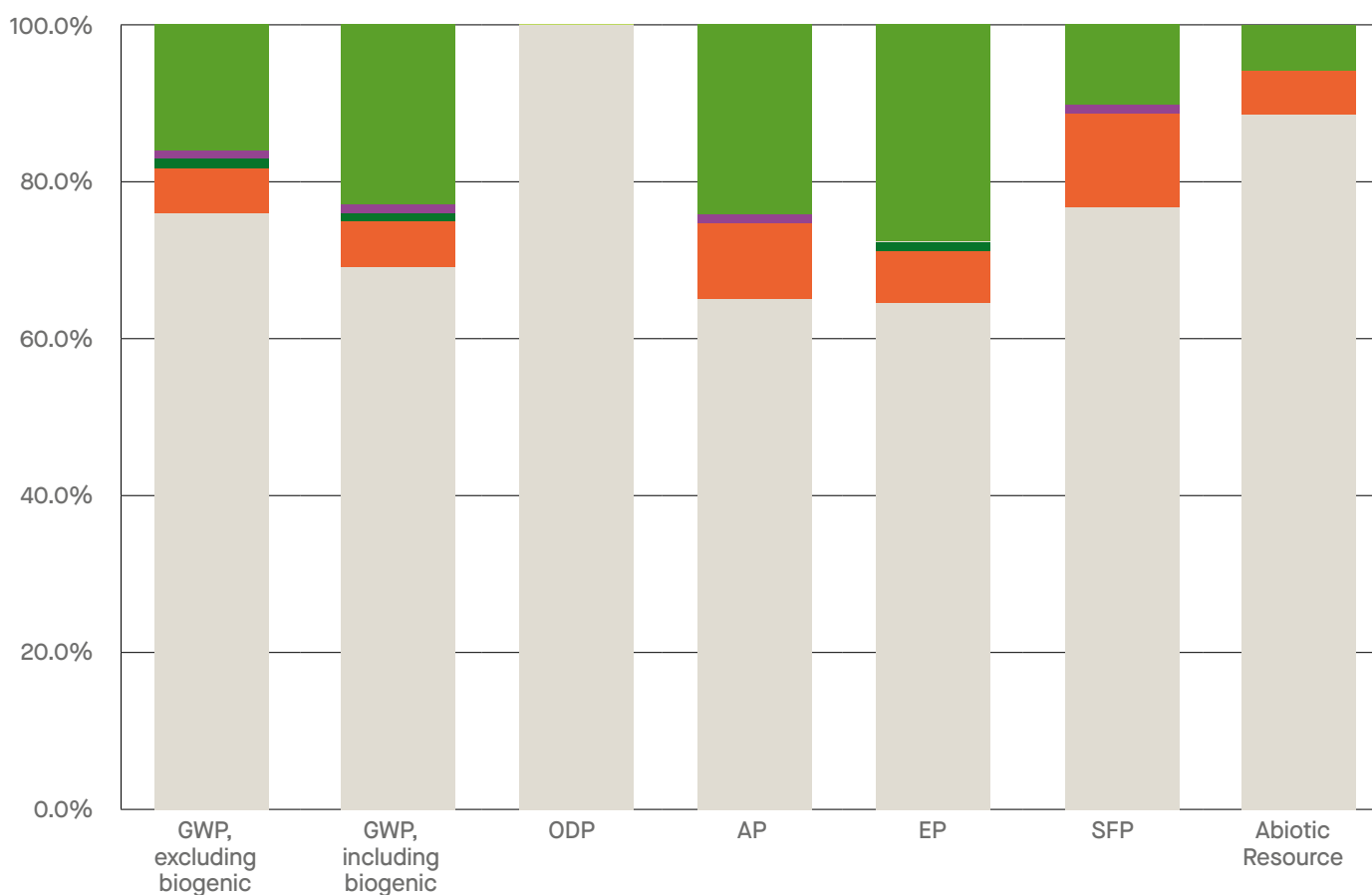
School Zone® Fine Fissured™ Templok® Ceiling Panels									
Parameter	Description	Unit	A1	A2	A3	A4	A5	C2	C4
HWD	Hazardous waste disposed	kg	8.75E-07	9.60E-11	5.56E-10	7.02E-11	-2.21E-10	1.14E-11	4.24E-10
NHWD	NHWD Non-hazardous waste disposed	kg	2.70E-03	6.31E-05	3.35E-03	5.19E-05	1.04E-02	8.43E-06	1.03E+00
RWD	Radioactive waste disposal	kg	9.12E-05	2.10E-06	3.85E-04	1.57E-06	-2.47E-06	2.55E-07	4.94E-06
HLRW	High-level radioactive waste, conditioned, to final repository	kg	1.08E-07	2.49E-09	4.60E-07	1.86E-09	-2.59E-09	3.02E-10	5.62E-09
ILLRW	Intermediate- and low-level radioactive waste, conditioned, to final repository	kg	9.11E-05	2.09E-06	3.84E-04	1.57E-06	-2.46E-06	2.55E-07	4.93E-06
CRU	Components for re-use	kg	0.00E+00	0.00E+00	0.00E+00	0.00E+00	0.00E+00	0.00E+00	0.00E+00
MFR	Materials for recycling	kg	0.00E+00	0.00E+00	0.00E+00	0.00E+00	8.47E-03	0.00E+00	7.72E-03
MER	Materials for energy recovery	kg	0.00E+00	0.00E+00	0.00E+00	0.00E+00	0.00E+00	0.00E+00	0.00E+00
EE	Recovered energy exported from the product system	MJ	0.00E+00	0.00E+00	0.00E+00	0.00E+00	0.00E+00	0.00E+00	0.00E+00

\* Modules C1 and C3 are null

## 6. LCA: INTERPRETATION

The ceiling life cycle covered in this study concluded that the ceiling panel manufacturing process and raw materials in the ceiling panel have the greatest impact on “carbon footprint” as represented by Global Warming Potential [GWP].

**School Zone® Fine Fissured™ Templok® Ceiling Panels**



### KEY

- Product (A1-A3)
- Construction – Transportation to site (A4)
- Construction – Assembly/Install (A5)
- End of Life – Transport (C2)
- End of Life – Disposal (C4)

Life Cycle Impact Assessment of the ceiling panels<sup>1</sup> relative importance in percentage terms for the Production, Construction, and End-of-Life stages for the ceiling panel.

<sup>1</sup> Based on U.S. EPA TRACI 2.1 Impact Factors

## 7. ADDITIONAL ENVIRONMENTAL INFORMATION

### 7.1 ENVIRONMENT AND HEALTH DURING MANUFACTURING

Armstrong World Industries has a comprehensive environmental, health, and safety management program. Risk reduction begins in the product design process. All products go through a safety, health, and environmental review prior to sale. Armstrong also has a long-standing commitment to the safety and health of all our employees.

Armstrong World Industries is equally committed to reducing our environmental impact. As with safety goals, each manufacturing facility has environmental initiatives focused on responsible use of energy and water, and on waste reduction.

### 7.2 ENVIRONMENT AND HEALTH DURING INSTALLATION

All recommendations shall be utilized as indicated by SDS and installation guidelines. Specific product SDS and installation instructions can be downloaded at: [armstrongceilings.com/commercial-ceilings-installation](http://armstrongceilings.com/commercial-ceilings-installation)

### 7.3 ENVIRONMENTAL ACTIVITIES AND CERTIFICATIONS

All environmental certifications can be found at: [armstrongceilings.com](http://armstrongceilings.com)

### 7.4 FURTHER INFORMATION

Additional Information can be found at: [armstrongceilings.com](http://armstrongceilings.com)

## 8. PROJECT REPORT AND SUPPORTING DOCUMENTATION

This study provides life cycle inventory and environmental impacts relevant to Armstrong® suspended ceilings. This report is intended to fulfill the reporting requirements in Section 5 of ISO 14044 and Product Category Rules Guidance for Building-Related Products and Services UL® Environments (2021) Part B: Non-Metal Ceiling Panel EPD Requirements.

Armstrong World Industries has a robust internal Quality Assurance process that is based on industry-accepted best practices and is led by a team of quality professionals who have been certified by the American Society for Quality. The process involves several hundred different measures made throughout the manufacturing processes. In addition, our products are UL® labeled for fire and acoustical performance – a process which involves strict oversight by Underwriters Laboratories. The Armstrong Ceilings acoustical laboratory is ISO 17025 certified and is accredited by the National Voluntary Laboratory Accreditation Program (NVLAP).



## 9. REFERENCES

Armstrong World Industries. [2024]. School Zone Fine Fissured Templok Ceiling Panels Life Cycle Assessment Report [Internal unpublished report]

J. Bare, TRACI: the Tool for the Reduction and Assessment of Chemical and Other Environmental Impacts  
2.1 EPA/600/R-12/554 2012.

Sphera LCA FE Software, Sphera, 2024

ISO 21930:2017 Sustainability in buildings and civil engineering works – Core rules for environmental product declarations of construction products and services

ISO 14025 – Environmental labeling and declarations Type III environmental declarations Principles and procedures

ISO 14040 – Environmental management – Life Cycle Assessment – Principles and framework, Amd 1: 2020.

ISO 14044 – Environmental management – Life Cycle Assessment – Requirements and guidelines, Amd 1: 2017 / Amd 2:2020.

UL Product Category Rules for Building-Related Products and Services Part A: Calculation Rules for the Life Cycle Assessment and Requirements on the Project Report, UL 10010, v3.2; December 2018.

UL Product Category Rules for Building-Related Products and Services Part B: Non-Metal Ceiling Panel EPD Requirements, UL 10010, v2.0; April 2021.