










WOODWORKS® WALLS

Standard Accessories

ACCESSORIES – WOODWORKS® STANDARD WALL PANELS AND CHANNELED STANDARD WALL PLANK


Item No. ♦	Description	Dimensions (Inches)	Color/Finish	Pcs/Ctn
 5855 _ _ _	4" Base Molding	100"	NMP, NLC, NDC, BAP, BAN, MP, LC, DC, HG	Bulk
 5856 _ _ _	6" Base Molding	100"	NMP, NLC, NDC, BAP, BAN, MP, LC, DC, HG	Bulk
 5857 _ _ _ _ _	Finish Molding (direct-applied)	100" (08), 112" (09), or 122" (10)	MP, HG, LC, DC	Bulk
 5907 _ _ _ _ _	1.875" Finish Molding (with furring strips)	100" (08), 112" (09), or 122" (10)	NMP, NLC, NDC, BAP, BAN	Bulk
 5867 _ _ _ _ _	Inside Corner Molding	100" (08), 112" (09), or 122" (10)	NMP, NLC, NDC, BAP, BAN	Bulk
 5851 _ _ _ _ _	Peak Corner (Solid Wood)	96" (08), 108" (09), or 118" (10)	MP, HG, LC, DC	Bulk
 5852 _ _ _ _ _	Bullnose Corner (Solid Wood)	96" (08), 108" (09), or 118" (10)	MP, HG, LC, DC	Bulk
 5859 _ _ _ _	Corner Installation Spline (Concealed)	96" (08), 108" (09), or 118" (10)	Plastic (X) or Aluminum (Y)	Bulk

ACCESSORIES – WOODWORKS STANDARD WALL PANELS ONLY

Installation	Item No. ♦	Description	Lengths (Inches)	Color/Finish	Material	Pcs/Ctn
	663910_ _	Wall Installation Spline (aluminum)	120"	Black (BL), Natural Anodized (NA)	Aluminum	1
	6408	Edge Banding for Wall Spline (PVC)	300"	go to: armstrongceilings.com/wallsaccessories	–	1
	5672	Z-clip	2"	Aluminum	–	250
	5673	Z-clip Bar	72"	Aluminum	–	20

♦ When specifying or ordering, include the appropriate two-digit finish suffixes.

ACCESSORIES – CHANNELED STANDARD WALL PLANK ONLY

Item No.	Description	Dimensions	Color	Pcs/Ctn
 5389	Channeled Clip	N/A	Black	250

INFILL PANELS

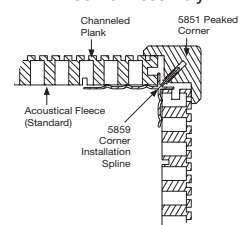
Item No.	Description	Dimensions	Color	Pcs/Ctn
5479	BioAcoustic™ Infill Panel	24 x 24 x 5/8"	Beige - Matte	12
8200T10	1" Fiberglass Infill Panel	24 x 24 x 1"	Black - Gloss	12

♦ When specifying or ordering base molding or spline, include the appropriate 2- or 3-letter color suffix (e.g., 585508 N M P) When specifying or ordering other accessories, include the appropriate length suffix and finish/material suffixes. EXAMPLES: 5867 Q 9 N D C – 9' Inside Corner Molding in Natural Variations™ Dark Cherry; 5859 Q 9 X – 9' Corner Installation Spline in Plastic

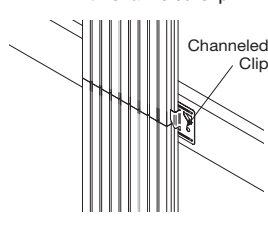
COLORS
 NV Maple (NMP) Bamboo Palina (BAP) Ekos Maple (MP)
 NV Light Cherry (NLC) Bamboo Native (BAN) Ekos Light Cherry (LC)
 NV Dark Cherry (NDC) Ekos Dark Cherry (DC)
 Ekos Mahogany (HG)

INSTALLATION DETAILS

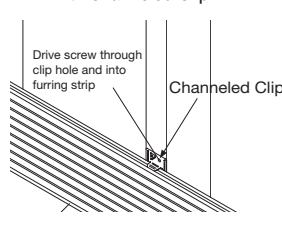
Channeled Wall Plank and Corner Assembly



Vertical Wall Plank Installation with Channeled Clip



Horizontal Wall Plank Installation with Channeled Clip



6" WoodWorks Base Molding






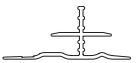
WoodWorks Inside Corner



SOUND SOAK® & WOODWORKS® EKOS® WALLS FAMILY




Standard Accessories

ACCESSORIES – WOODWORKS® EKOS® WALL PANELS ONLY

Item No. ♦	Description	Lengths	Finishes	Material
 5850J_ _ _ _	Cap Accent Trim	96" (08) 108" (09)	120" (10) NA (Natural Anodized) BL (Black Anodized)	Aluminum
 5850K_ _ _ _	Reveal Accent Trim	96" (08) 108" (09)	120" (10) NA (Natural Anodized) BL (Black Anodized)	Aluminum
 5858_ _ _ _	Wall Installation Spline (concealed)	96" (08) 108" (09)	120" (10) Plastic (X) or Aluminum (Y)	Plastic or Aluminum
 5860_ _ X	Wall Bead Installation Spline†	96" (08) 108" (09)	120" (10) Black Plastic	Plastic

† This accessory should be used when Decorative Accent Trims are not selected.
 NOTE: When a decorative accent trim is selected, you must also choose a wall installation spline.
 ♦ When specifying or ordering, insert the appropriate length suffix and finish suffix. EXAMPLE: 5850J Q 8 NA 96" cap accent trim in Natural Anodized.

CHAIR RAIL ACCESSORIES – SOUND SOAK® STANDARD AND WOODWORKS® EKOS® WALL PANELS




Item No. ♦	Description	Lengths	Colors	Substrate
 5861_ _ _	Mounting Rail	100"	MP, LC, DC, HG, XX	Solid Wood
 5862_ _ _	Rail Spacer for Soundsoak 85	100"	XX	Solid Wood
 5863_ _ _	Rail Insert	100"	MP, LC, DC, HG, BL, XX	Solid Wood
 5963NA	Rail Insert – Aluminum Finish	96"	Natural Anodized (NA)	Solid Wood and Aluminum
 5864_ _ _	Rail Cap	100"	MP, LC, DC, HG, XX	Solid Wood
 5865_ _ _	Extended Rail Cap for Soundsoak 85	100"	MP, LC, DC, HG, XX	Solid Wood
 5866_ _ _	Easel Ledge	100"	MP, LC, DC, HG, XX	Solid Wood

♦ Insert 2-letter color suffix when specifying or ordering. EXAMPLE: 5861 H G – Mounting Rail in Mahogany
 NOTE: Unfinished wood can be field-painted.

CHAIR RAIL ACCESSORY COLORS



ACCESSORIES – SOUND SOAK STANDARD ONLY

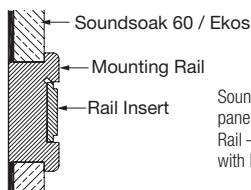
Item No. ♦	Description	Lengths	Finishes
 3856_ _ _ _	Impact Corner	120"	go to: armstrongceilings.com/wallsaccessories
 4062_ _ *	1" J-Molding	120"	BL, GW, FG, LT, SA
 4064_ _ *	3/4" J-Molding	120"	BL, GW, FG, LT, SA

♦ Insert 4-letter color suffix using surface type and color suffixes. EXAMPLE: 3856 L D Q B – Impact Corner Lido™ Oak Bluffs
 * Insert 2-letter color suffix. EXAMPLE: 4062 B L – 1" J-Molding in Black

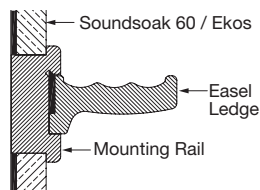
J-MOLDING COLORS



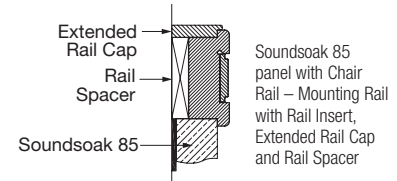
INSTALLATION DETAILS



Soundsoak® 60 panel with Chair Rail – Mounting with Rail Insert



Soundsoak 60 panel with Chair Rail – Mounting Rail with Easel Ledge (field-painted)



Soundsoak 85 panel with Chair Rail – Mounting Rail with Rail Insert, Extended Rail Cap and Rail Spacer