

PRELUDE® ML

15/16" Exposed Tee Suspension System



Prelude® ML suspension system

A 15/16" suspension system with hook-end details.

KEY SELECTION ATTRIBUTES

- **PeakForm®** profile increases strength and stability for improved performance during installation
- Prelude® ML is part of the Sustain™ portfolio and meets the most stringent industry sustainability compliance standards today – White only
- CleanAssure™ family of products – includes disinfectable panels, suspension systems, and trim (Cleaning and CDC-approved disinfecting options available on armstrongceilings.com/cleaning)
- **SuperLock™** main beam clip is engineered for a strong, secure connection and fast, accurate alignment confirmed with an audible click; easy to remove/relocate
- Hot-dipped galvanized coating inhibits red rust better than electrogalvanized or painted systems
- Rotary-stitched during manufacture for additional torsional strength and extra stability during installation
- Hook staked-on end detail provides secure locked connection; easy to remove, reuse, and relocate
- 10-Year Limited Warranty; 30-Year Limited Warranty with HumiGuard® Plus products
- **Made-to-Order** main beams and cross tees can be ordered with special sizing and rout spacing for your project needs in one carton minimums with two-week lead times

COLORS

Standard



White
(WH)



Black
(BL)



Custom Colors
Available*

* Colors that are pre-qualified to meet Sustain™ portfolio requirements are available upon request. Other made-to-order colors must be evaluated if sustainability criteria is required. Lead time will increase.

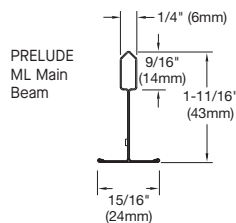
DETAILS



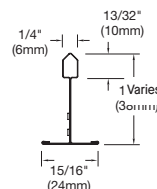
PRELUDE ML
Main Beam



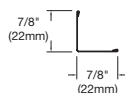
PRELUDE ML
Cross Tee



PRELUDE ML Cross Tee



7/8" Hemmed Angle Molding



PRELUDE® ML

15/16" Exposed Tee Suspension System



Declare.

RECYCLED
CONTENT
UP TO
30%

LEED V5


Ecomedes Data

COMMON MATERIALS FRAMEWORK

Human Health **Declare Label**
HPD
3rd Party CDPH

Climate Health **EPD**
Ecosystem Health **EPD**
Circular Economy **✓**

VISUAL SELECTION

					HANGER SPACING* LBS/LF					
	Item No. ♦	Description	Rout Spacing	Dimensions (Inches)	4 Ft.	5 Ft.	Fire Guard™	Seismic Category	Pieces/ Carton	LFT/ Carton
PRELUDE® ML 15/16"	7301 _ _	12' HD Main Beam	6" O.C.	144 x 15/16 x 1-11/16"	16.73	8.73	N/A	*	20	240
	7300	12' ID Main Beam	6" O.C.	144 x 15/16 x 1-11/16"	13.50	6.35	N/A	N/A	20	240
	7302	10' ID Main Beam	6" O.C.	120 x 15/16 x 1-11/16"	13.50	6.35	N/A	N/A	20	200
	ML7357	5' Cross Tee	10", 30", 50", 56", 76", 96", 116", 122"	60 x 15/16 x 1-11/16"	N/A	7.61	N/A	N/A	60	300
	ML7343 _ _	4' Cross Tee	10", 30", 50", 70", 90", 110", 116"	48 x 15/16 x 1-1/2"	7.80	N/A	N/A	N/A	60	240
	ML7323 _ _	2' Cross Tee	6" O.C	24 x 15/16 x 1-1/2"	38.63	N/A	N/A	N/A	60	120
15/16" Prelude® ML										
Size Capabilities		Main Beams Length Cross Tees Length		N/A	N/A	N/A	N/A	N/A	Varies	Varies
NOTE: Up to 6 weeks for color and size combinations.		36" – 144"		3" – 144"						
		Rout spacing 3" from ends, 4" thereafter								
Suggested Moldings (Additional molding options available. Visit armstrongceilings. com/moldings)	7800 _ _ 7800HRC	12' Hemmed Angle Molding (7/8")		144 x 7/8 x 7/8"	N/A	N/A	N/A	N/A	30	360
	7808 _ _ *	10' Hemmed Angle Molding (9/16")		120 x 2 x 2"	N/A	N/A	N/A	N/A	10	100
	780812 _ _ *	12' Hemmed Channel Molding (9/16")		120 x 2 x 2"	N/A	N/A	N/A	N/A	10	100
* Simple Span ♦ When specifying or ordering, add 2-letter color suffix to item number (ex. 7301 B L)							Dots represent high level of performance.		ASTM Class HD - Heavy-duty ID - Intermediate-duty LD - Light-duty	

MAXIMUM FIXTURE WEIGHT

Drawing Key: Main beam (↑) Cross tee (---) Hanger wire (+)

	Configuration		Item No.	Fixture		Planning Module		Hanger Spacing		Maximum Weight	
	A	B		A	B	A	B	A	B	A	B
Main Beam to Main Beam			7300/7302 7301	24" x 48"	24" x 48"	48" x 48"	48" x 48"	48"	48"	72.0 lbs.	72.0 lbs.
				24" x 48"	24" x 48"	48" x 48"	48" x 48"	48"	48"	76.0 lbs.	76.0 lbs.
Cross Tee to Cross Tee			ML7343	24" x 48"	24" x 24"	48" x 48"	48" x 48"	48"	48"	51.0 lbs.	36.0 lbs.
				24" x 48"	12" x 48"	48" x 48"	48" x 48"	48"	48"	51.0 lbs.	47.0 lbs.

Main beams tested as follows: 7300 tested at 13.0 lbs./LF to 1/360 of 4' span; 7301 tested at 16.5 lbs./LF to 1/360 of 4' span;

Fixtures weighing more than 56 lbs. should be independently supported. Fixture weight is based on single fixture only. For end-to-end fixtures or other configurations not shown, consult your Armstrong Ceilings representative.

NOTE: The above data is based on 48" hanger wire spacing, board weight of 1 lb./SF, maximum deflection of tees not to exceed 1/360 of the span, and suspension system installed in accordance with ASTM C636.

SEISMIC PERFORMANCE

Main Beams 7300, 7302, 7301 Minimum Lbs. To Pull Out Compression/Tension 334.0 330.0	Cross Tees All ML cross tees exceed 130 lbs. in both compression and tension.	ICC Reports For areas under ICC jurisdiction, see ICC evaluation report number ESR-1308 for allowable values and/or conditions of use concerning the suspension system components listed on this page. The report is subject to re-examination, revisions, and possible cancellation.
--	---	---

PHYSICAL DATA

Material Hot-dipped galvanized steel Surface Finish Baked polyester paint, anodized, or powder coated Manufactured and tested in accordance with ASTM C636 Face Dimension 15/16" Profile Exposed tee Cross Tee/Main Beam Interface Flush fit	Design Considerations Physical product samples for standard and custom colors are available upon request. Please refer to the physical product sample prior to making a final selection. While we strive to ensure exact color matches, various factors such as differences in materials, texture, substrate porosity, painting processes, lighting, and observer subjectivity can all affect how paint colors appear on ceiling and wall panels, suspension systems, and trim products. Due to these and other differences, ceiling and wall panels, trim products, and suspension systems with the same color name will coordinate but may not be an exact color match. Product is dye-lotted. Order sufficient initial quantities and attic stock to minimize possible color variation.	All acoustical grid and Axiom trim accessories (a.k.a. clips) are supplied as unpainted items. Exposed clips will need to be field painted after installation, if required for the project. This ensures accessories meet the tested performance criteria and adhere to AWI installation instructions and warranted products or systems. End Detail Main Beam: Staked-on clip Cross Tee: Staked-on hook clip Duty Classification Intermediate or Heavy-duty Cleaning & Disinfecting Cleaning and CDC-approved disinfecting options available on armstrongceilings.com/cleaning
---	--	--

TechLine / 1 877 276-7876
armstrongceilings.com/suspensionsystems
 BPCS-3346-925

LEED® is a registered trademark of the U.S. Green Building Council; Declare® and Living Building Challenge® (LBC) are registered trademarks of the International Living Future Institute; WELL™ and WELL Building Standard™ are trademarks of the International WELL Building Institute; all other trademarks used herein are the property of AWI Licensing LLC and/or its affiliates © 2025 AWI Licensing LLC

Armstrong®
 World Industries

SUSPENSION SYSTEMS – Standard