



PLASTERFORM™

Access Panels

GRG – Glass Fiber Reinforced Gypsum



▲ Plasterform™ GRG access panels

Plasterform™ GRG (glass fiber reinforced gypsum) access panels provide concealed versatility

KEY SELECTION ATTRIBUTES

- Easily access the plenum
- Available in square, rounded corner, and circular designs
- Can be customized for other shapes and sizes
- Quick to install
- Interior use
- Can be field painted to achieve any desired color

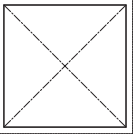
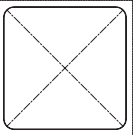
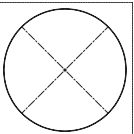
COLOR

GRG Paint Grade
(Unfinished for field-painting)



White

VISUAL SELECTION

Product Name	PF Number	Door Size (Inches)	Frame Size (Inches)
Access Panel – Squared Corners 	PF-15018A	18" x 18"	24" x 24"
	PF-15024A	24" x 24"	30" x 30"
	PF-15030A	30" x 30"	36" x 36"
Access Panel – Rounded Corners 	PF-15018B	18" x 18"	24" x 24"
	PF-15024B	24" x 24"	30" x 30"
	PF-15030B	30" x 30"	36" x 36"
Access Panel – Circular 	PF-15018C	18" diameter	24" x 24"
	PF-15024C	24" diameter	30" x 30"
	PF-15030C	30" diameter	36" x 36"

PHYSICAL DATA

Material

Glass Fiber Reinforced Gypsum is a composite consisting of gypsum cement and water, reinforced with glass fibers. Complies with ASTM C-1355/C-1355M and ASTM C-1381.

Surface Finish

Standard unfinished, paint grade. Can be coated to achieve any desired color.

Fire Performance

Class A Fire Performance per ASTM E84.

Installation Considerations

Install Plasterform™ parts as indicated on approved shop drawings, other recommendations, and the contract requirements. Comply with ASTM Standard C1467 for installation. Use caution and wear appropriate hand, eye, and dust mask protection when handling Plasterform materials. Refer to installation instructions for complete details.

Design Support

Project management assistance is available by calling TechLine at 1 877 276-7876.

Warranty

One (1) Year Limited Warranty. Details at armstrongceilings.com

Weight

For 3/16" thickness: 2-3 lbs/SF (may vary depending on part design)