


METALWORKS™ Linear – Synchro®

Interior & Exterior
smooth texture



MetalWorks Linear – Synchro unperforated, 6" planks in Effects Ginger

CAD/Revit® drawings at:
armstrongceilings.com/cadrevit



plus capabilities
to do more



armstrongceilings.com/capabilities
See more photos at:
armstrongceilings.com/photogallery

Durable metal ceiling and wall system that provides a monolithic, no reveal look in a variety of sizes and finishes for interior and exterior applications.

KEY SELECTION ATTRIBUTES

new

- Nominal 2", 4", 6", & 9" wide, M1 only, planks now available for exterior applications in four standard metal finishes and 17 Effects™ finishes
- Available for exterior applications on M1 planks, tested to meet wind uplift Classes 30, 60, and 90
- MetalWorks™ Linear – Synchro® panels are part of the Sustain™ portfolio, and meet the most stringent industry sustainability compliance standards today

- Planks easily snap into upper hooks of new Main Beam Carrier (item 7277S3MF)
- Discontinuous ceilings possible with Axiom® trim or coordinating Effects trim using the Adjustable Trim Clip
- CleanAssure™ family of products – includes disinfectable planks, suspension systems, and trim

new

- Popular linear lighting options for sleek, coordinated visual by BASO™ and Axis. See "Compatible Lights" table in install instructions for details.
- Planks and suspension system tested and approved for seismic areas per ASTM E580, AC 156 Acceptance Criteria for Seismic Qualification Testing of Non-structural Components, and ASTM 3118

new

- Integrate with pre-engineered Axiom® Indirect Field Light Coves for Specialty Ceilings to achieve predictable lighting performance
- Achieve high sound absorption for interiors with microperforated planks – 0.70 NRC
- Install 4", 6", & 9" wide Linear – Synchro planks on interior wall applications horizontally or vertically with no additional clips or brackets needed



*Also
Available
for Walls!*

METALWORKS™ Linear – Synchro®

Interior & Exterior
smooth texture



RECYCLED
CONTENT

UP TO
35%

LEED V5


COMMON MATERIALS FRAMEWORK		Climate Health	EPD
Human Health	Declare Label HPD	Ecosystem Health	EPD
	3rd Party CDPH	Circular Economy	✓
OCCUPANT EXPERIENCE		Acoustics	✓



MetalWorks™ Linear – Synchro® 9" planks in Effects™ Nutmeg

STANDARD COLORS & FINISHES Due to printing limitations, shade may vary from actual product.

MetalWorks™ (Interior, Exterior)



Effects™ Classic (Interior, Exterior) Dye-Sublimation



Effects™ Bold (Interior, Exterior) Dye-Sublimation



Effects™ Subtle (Interior, Exterior) Dye-Sublimation




CUSTOM COLORS & FINISHES Due to printing limitations, shade may vary from actual product.



For custom options contact ASQuote,
ASQuote@armstrongceilings.com

PERFORATION OPTIONS (1:2 scale shown)



METALWORKS™ Linear – Synchro®

Interior & Exterior
smooth texture



Declare.

RECYCLED
CONTENT

UP TO
35%

LEED V5

COMMON MATERIALS FRAMEWORK

Human Health **Declare Label**

HPD

3rd Party CDPH

OCCUPANT EXPERIENCE

Climate Health

Ecosystem Health

Circular Economy

Acoustics

EPD

EPD

✓

✓

VISUAL SELECTION

Item No. ◆	Description	Dimensions Nominal W x L x D (Inches) Custom Sizes Available	Module Width (Inches)
METALWORKS™ Linear – Synchro® Planks			
8223W02 _ _ _ _ _	2" Plank	2 × 96 × 1"	2.25"
8223W04 _ _ _ _ _	4" Plank	4 × 96 × 1"	4.50"
8223W06 _ _ _ _ _	6" Plank	6 × 96 × 1"	6.75"
8223W09 _ _ _ _ _	9" Plank	9 × 96 × 1"	9.00"

◆ When specifying or ordering, include the appropriate 2-letter perforation suffix and 2- or 4-letter color suffix (e.g., 8223W04 M 1 F X C H, 8223W09 M 2 S G G).
NOTE: When specifying or ordering exterior finishes, place a "2" after the item color suffix (e.g., 8223W02M1 S G 2).

PERFORMANCE

Dots represent high level of performance.

Fire Performance	(M1 White only) Light Reflect	CleanAssure™ Disinfectable Planks								DURABILITY		(M2 Perf only) Acoustics
		Fog	Spray	Wipe	Wash	Scrub	Impact	Scratch	Soil			
Class A	0.83	*	*	*	*	*	*	*	*	*	*	0.70
Class A	0.83	*	*	*	*	*	*	*	*	*	*	0.70
Class A	0.83	*	*	*	*	*	*	*	*	*	*	0.70
Class A	0.83	*	*	*	*	*	*	*	*	*	*	0.70

SUSPENSION SYSTEM & ACCESSORIES

	Item No. ◆	Description	Dimensions (Inches) Nominal W x L x H	Color	Pieces/Carton
Suspension Systems	7277S3MF	Main Beam Carrier (MBC) – G90 Mill Finish	144 × 1-3/4 × 2-3/4"	N/A	10
	XL8926	2" Drywall Cross Tee	24 × 1-1/2 × 1-1/2"	N/A	36
	XL8926G90	2" Drywall Cross Tee - Exterior	24 × 1-1/2 × 1-1/2"	N/A	36
Wall-to- Wall Installations	8161	Pressure Spring	N/A	N/A	50
	7113	Spreader Hold Down	N/A	N/A	40
	BERC2	Beam End Retaining Clip	N/A	N/A	200
	5574 _ _ _ _ _	Carrier Molding	120 × 1 × 1"	WH, SG, MY, BL and all Effects Wood Looks	10
	7800 _ _ _ _ _	Hemmed Angle Molding	144 × 7/8 × 7/8"	WH, BL	30
	HD7801G90 _ _	10' Hemmed Angle Molding – Exterior	120 × 7/8 × 7/8"	N/A	30
Floating Cloud Installations	AX6VESTR _ _	Axiom® Vector® Trim – 6" Straight	3/4 × 120 × 6"	WH, SG, MY, BL*	N/A
	AX6VECUR _ _ _ _	Axiom® Vector® Trim – 6" Curved	Vary x 3/4 × 5-13/16"	WH, SG, MY, BL*	N/A
	AX6STR _ _ _	Axiom® Classic Trim – 6" Straight	3/4 × 120 × 6"	WH, SG, MY, BL*	N/A
	AX6CUR _ _ _ _	Axiom® Classic Trim – 6" Curved	3/4 × 5-13/16"	WH, SG, MY, BL*	N/A
	7239	Adjustable Trim Clip	2-1/2 × 2-1/2 × 1-1/4"	N/A	25
	5344 _ _ _ _	4" Effects Wood Looks Trim	Nominal 120" length	All Effects™ Wood Looks	6
	5346 _ _ _ _	6" Effects Wood Looks Trim	Nominal 120" length	All Effects Wood Looks	6
Other Accessories	FXSPTHDC	Hold-Down Clip for Cut Panel Installations	N/A	N/A	10
	7237S3	Synchro Cut Plank Bracket	2-1/2 × 2-1/2 × 1-1/4"	N/A	25

* Items with the same finish name will coordinate but may not be an exact color match.
◆ When specifying or ordering, include the appropriate letter color suffix (e.g., 8233W02M1 B L, 8233W02M1 F X C H).
NOTE: When specifying or ordering exterior finishes for suspension system components, place a "2" after the item color suffix (e.g., 5574 W H 2).

ACCESSORIES

Item No. ◆	Description	Pieces/ Carton	Finish Selection
8233W02M1 _ _ _ _	2" End Cap	10	WH, SG, MY, BL, and all Effects™ Wood Looks
8233W04M1 _ _ _ _	4" End Cap	10	WH, SG, MY, BL, and all Effects Wood Looks
8233W06M1 _ _ _ _	6" End Cap	10	WH, SG, MY, BL, and all Effects Wood Looks
8233W09M1 _ _ _ _	9" End Cap	10	WH, SG, MY, BL, and all Effects Wood Looks

◆ When specifying or ordering, include the appropriate 2- or 4-letter color suffix (e.g., 8233W04M1 W H, 8233W04M1 F X C H).

Item No.	Description	Pieces/ Carton	Finish Selection
8243W02	2" Splice Plate	10	N/A
8243W04	4" Splice Plate	10	N/A
8243W06	6" Splice Plate	10	N/A
BERC2	BERC 2 Clip	200	BL
XTACAG	XTAC Clip	200	BL
GCWA	GCWA Clip	250	BL

TechLine 877 276-7876

armstrongceilings.com/metalworkslinear

Armstrong®
World Industries

METALWORKS™ Linear – Synchro®

Interior & Exterior
smooth texture



Declare.

RECYCLED
CONTENT

UP TO
35%

LEED V5

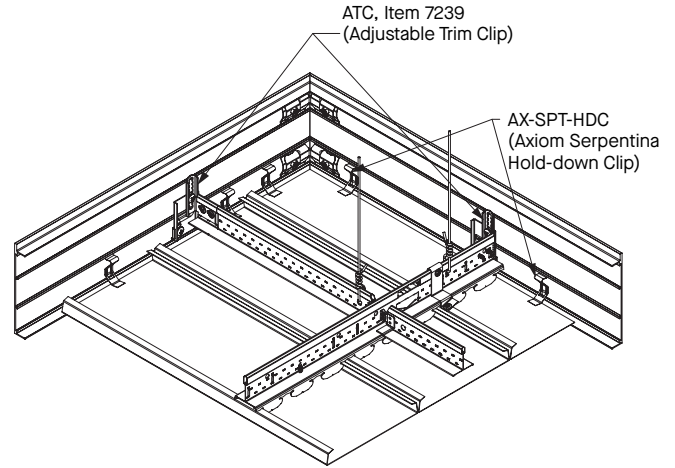
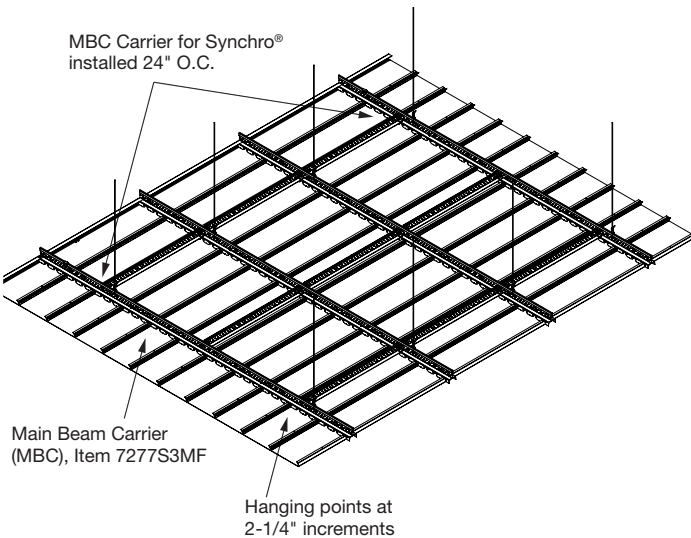
COMMON MATERIALS FRAMEWORK

Human Health	Declare Label	Climate Health	EPD
	HPD	Ecosystem Health	EPD
	3rd Party CDPH	Circular Economy	✓

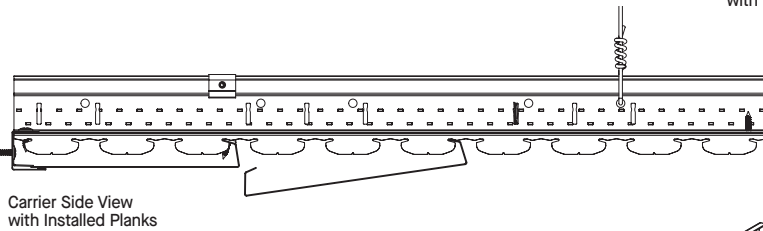
OCCUPANT EXPERIENCE

Acoustics	✓
-----------	---

INSTALLATION DETAILS – CEILINGS



MetalWorks Linear – Synchro
Discontinuous Installation
with Inverted Axiom® Vector Trim



Plank with Splice Plate

Plank with End Caps

PHYSICAL DATA

Material
Electrogalvanized Steel – thickness 0.028"

Surface Finish
Available in White, Silver Grey, Gun Metal Grey, Tech Black, and Effects™ Wood Looks powder-coated, post-production finishes for both interior and exterior applications. Other colors are available as custom. Contact ASQuote@armstrongceilings.com for custom requests.

Plank Reveal
MetalWorks Linear – Synchro planks have a butt joint installation with no reveal between planks for a monolithic visual.

Fire Performance
Class A: ASTM E84 and CAN/ULC S102. Flame Spread Index 25 or less. Smoke Developed Index 50 or less.

Design Considerations

While we strive to ensure exact color matches, various factors such as differences in materials and painting processes can affect how colors appear on ceiling and wall panels, suspension systems, and trim products. Due to these and other differences, items with the same finish name will coordinate but may not be an exact color match.

Wind Uplift Performance

All panels tested for wind uplift Classes 30, 60, and 90. Specific installation recommendations to meet these wind classes are available. Exterior available in unperforated panels only. For more information, contact TechLine at 1 877 276 7876

ASTM E1264 Classification

Fire Class – Class A
Unperforated – Type XX, Form 2, Pattern G
Perforated – Type XX, Form 2, Pattern C

Seismic Restraint

MetalWorks Linear – Synchro planks have been engineered, tested, and approved for application in all seismic areas when installed per Armstrong Ceilings installation instructions.

When installed properly, both planks and suspension have been tested to stay in place through vibrations and other seismic events.

Cleaning and Disinfecting

Cleaning and CDC-approved disinfecting options available on armstrongceilings.com/cleaning

Warranty

Details at armstrongceilings.com/warranty

Weight; Pieces and Square Feet/Carton

8223W02 – 3.5 lbs/pc; 16 PCS/CTN; 24 SF/CTN
8223W04 – 4.45 lbs/pc; 12 PCS/CTN; 36 SF/CTN
8223W06 – 6.05 lbs/pc; 8 PCS/CTN; 36 SF/CTN
8223W09 – 7.95 lbs/pc; 6 PCS/CTN; 36 SF/CTN

TechLine 877 276-7876

armstrongceilings.com/metalworkslinear

Armstrong®
World Industries



METALWORKS™ – Standard

LIGHTING SOLUTIONS
METALWORKS™ Linear – Synchro®
Linear Lighting



MetalWorks Linear – Synchro 11" planks with linear light fixtures

METALWORKS™ LINEAR – SYNCHRO® LIGHTING INSTALLATION METHODS

Two different installation methods to integrate linear lighting into Synchro ceiling systems to tailor to project and design needs.

Option 1: Replacing a Linear – Synchro plank with a linear light

Option 2: Cutting Linear – Synchro plank face and housing light fixture within plank

For both options, cut the number of hooks listed in charts below based on coordinating light fixtures.

COMPATIBLE LIGHTS The following charts represent the compatible ligifitxures from BASO with the two installation methods

	Plank Width	PANO-2	PANO-3.25	PANO-5.25
BASO Option #1	2"	*	N/A	N/A
	4"	*	*	N/A
	6"	*	*	*
	9"	*	*	*
BASO Option #2	2"	N/A	N/A	N/A
	4"	N/A	N/A	N/A
	6"	*	*	N/A
	9"	*	*	*

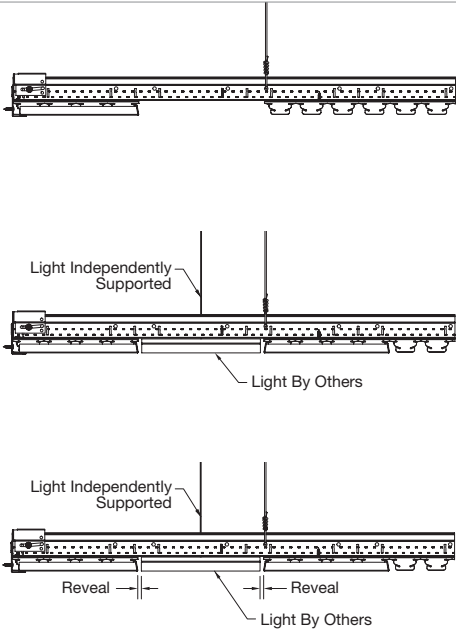
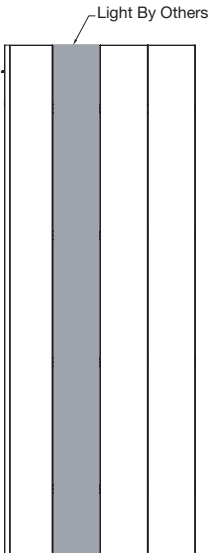
LIGHTING SOLUTIONS

METALWORKS™ Linear – Synchro®

Linear Lighting

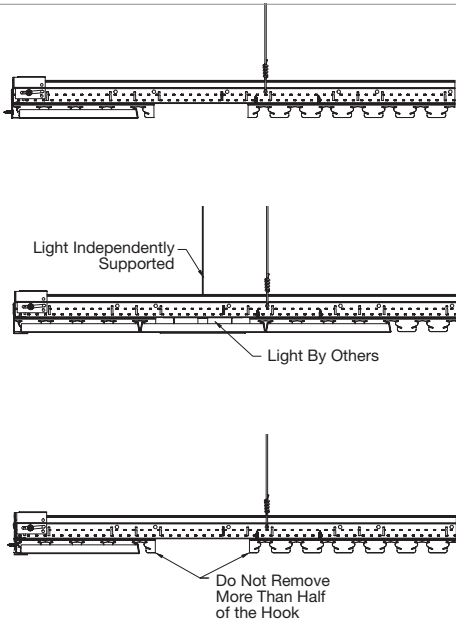
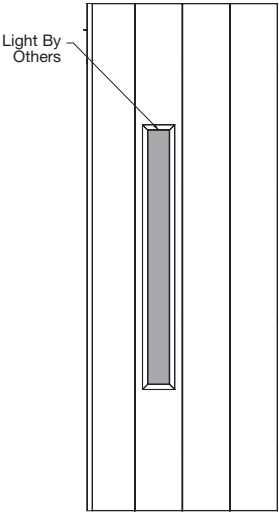
INSTALLATION DETAILS – OPTION 1

BASO™	PANO™-2	PANO-3.25	PANO-5.25
Hooks Removed	1	2	3
Equal Reveal on either side of light	0.1325"	0.6325"	0.7575"



INSTALLATION DETAILS – OPTION 2

BASO	PANO-2	PANO-3.25	PANO-5.25
Hooks Removed	1	2	3



LIGHTING FIXTURES

Compatible with BASO PANO Low-Profile Linear Plank light fixture

BASO

For detailed lighting information, contact your local BASO representative.