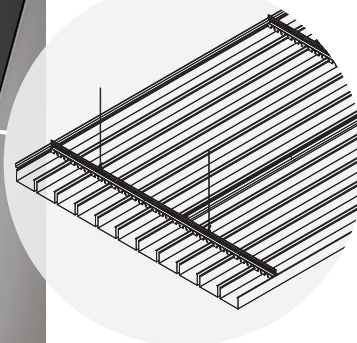


# METALWORKS™ Linear – Diverge®

smooth texture



CAD/Revit® drawings at:  
armstrongceilings.com/cadrevit



plus capabilities  
to do more



MetalWorks Linear – Diverge planks pattern MWLD 08 in Effects Poppy Seed and Gun Metal Grey

armstrongceilings.com/capabilities  
See more photos at:  
armstrongceilings.com/photogallery

Dimensional metal planks deliver an upscale, open reveal visual with countless configuration possibilities.

## KEY SELECTION ATTRIBUTES

- New Main Beam Carrier 2 (item 7277BL) for use with two unique systems: Linear – Synchro™ and Linear – Diverge®
- Nominal 2", 4", 6", 9", 11", and 13" wide planks with 1", 2", 3", or 4" depths, available in four standard metal finishes and 17 Effects™ finishes
- MetalWorks™ Linear – Diverge® panels are part of the Sustain™ portfolio, and meet the most stringent industry sustainability compliance standards today
- Discontinuous ceilings possible with Axiom® trim or coordinating Effects trim using the Adjustable Trim Clip
- Mix and match various plank widths and depths in the same installation to add drama with dimension to interiors
- CleanAssure™ family of products – includes disinfectable planks, suspension systems, and trim
- Planks and suspension system tested and approved for seismic areas per ASTM E580, AC 156 Acceptance Criteria for Seismic Qualification Testing of Non-structural Components, and ASTM 3118
- Integrated downlighting solutions from USAI® sit perfectly flush with the plank face for a sleek visual and can be supported by linear suspension system
- Field-cut linear lighting options from Axis and BASO tested for fit and finish provide a flush, sleek visual
- Achieve high sound absorption for increased acoustical performance with microperforated planks – 0.70 NRC
- Integrate with pre-engineered Axiom Indirect Field Light Coves for Specialty Ceilings to achieve predictable lighting performance

new



*Seamlessly  
integrate linear  
light fixtures!*

# METALWORKS™ Linear – Diverge®

smooth texture



RECYCLED  
CONTENT

UP TO  
**35%**

**LEED V5**

COMMON MATERIALS FRAMEWORK		Climate Health	EPD
Human Health	Declare Label HPD	Ecosystem Health	EPD
	3rd Party CDPH	Circular Economy	✓
OCCUPANT EXPERIENCE		Acoustics	✓



MetalWorks™ Linear – Diverge® 4" x 1" and 6" x 1" planks in White

## STANDARD COLORS & FINISHES

Due to printing limitations, shade may vary from actual product.

### MetalWorks™ (Interior only)



### Effects™ Classic Dye-Sublimation



### new Effects™ Bold Dye-Sublimation



### new Effects™ Subtle Dye-Sublimation




## CUSTOM COLORS & FINISHES

Due to printing limitations, shade may vary from actual product.



For custom options contact ASQuote,  
ASQuote@armstrongceilings.com

## PERFORATION OPTIONS (1:2 scale shown)



# METALWORKS™ Linear – Diverge®

smooth texture



Declare.

RECYCLED  
CONTENT

UP TO  
**35%**

LEED V5

COMMON MATERIALS FRAMEWORK

Human Health **Declare Label**

HPD

3rd Party CDPH

OCCUPANT EXPERIENCE

Climate Health

Ecosystem Health

Circular Economy

Acoustics

EPD

EPD



## VISUAL SELECTION

Item No. ♦	Description	Dimensions Nominal W x L x D (Inches) Custom Sizes Available	Module Width* (Inches)
METALWORKS™ Linear – Diverge® Planks			
8222A21 _ _ _ _ _	2" wide, 2" depth plank	2 × 96 × 1"	2.25"
8222A22 _ _ _ _ _	2" wide, 2" depth plank	2 × 96 × 2"	2.25"
8222A23 _ _ _ _ _	2" wide, 3" depth plank	2 × 96 × 3"	2.25"
8222A24 _ _ _ _ _	2" wide, 4" depth plank	2 × 96 × 4"	2.25"
8222A41 _ _ _ _ _	4" wide, 1" depth plank	4 × 96 × 1"	4.50"
8222A42 _ _ _ _ _	4" wide, 2" depth plank	4 × 96 × 2"	4.50"
8222A43 _ _ _ _ _	4" wide, 3" depth plank	4 × 96 × 3"	4.50"
8222A44 _ _ _ _ _	4" wide, 4" depth plank	4 × 96 × 4"	4.50"
8222A61 _ _ _ _ _	6" wide, 1" depth plank	6 × 96 × 1"	6.75"
8222A62 _ _ _ _ _	6" wide, 2" depth plank	6 × 96 × 2"	6.75"
8222A63 _ _ _ _ _	6" wide, 3" depth plank	6 × 96 × 3"	6.75"
8222A64 _ _ _ _ _	6" wide, 4" depth plank	6 × 96 × 4"	6.75"
8222A91 _ _ _ _ _	9" wide, 1" depth plank	9 × 96 × 1"	9.00"
8222A92 _ _ _ _ _	9" wide, 2" depth plank	9 × 96 × 2"	9.00"
8222A93 _ _ _ _ _	9" wide, 3" depth plank	9 × 96 × 3"	9.00"
8222AB1 _ _ _ _ _	11" wide, 1" depth plank	11 × 96 × 1"	11.25"
8222AB2 _ _ _ _ _	11" wide, 2" depth plank	11 × 96 × 2"	11.25"
8222AD1 _ _ _ _ _	13" wide, 1" depth plank	13 × 96 × 1"	13.50"
8222AD2 _ _ _ _ _	13" wide, 2" depth plank	13 × 96 × 2"	13.50"

## PERFORMANCE

Dots represent high level of performance.

Fire Performance	(M1 White only) Light Reflect	CleanAssure™ Disinfectable Planks			DURABILITY						(M2 Perf only) Acoustics
		Fog	Spray	Wipe	Wash	Scrub	Impact	Scratch	Soil		
Class A	0.83	*	*	*	*	*	*	*	*	*	0.70
Class A	0.83	*	*	*	*	*	*	*	*	*	0.70
Class A	0.83	*	*	*	*	*	*	*	*	*	0.70
Class A	0.83	*	*	*	*	*	*	*	*	*	0.70
Class A	0.83	*	*	*	*	*	*	*	*	*	0.70
Class A	0.83	*	*	*	*	*	*	*	*	*	0.70
Class A	0.83	*	*	*	*	*	*	*	*	*	0.70
Class A	0.83	*	*	*	*	*	*	*	*	*	0.70
Class A	0.83	*	*	*	*	*	*	*	*	*	0.70
Class A	0.83	*	*	*	*	*	*	*	*	*	0.70
Class A	0.83	*	*	*	*	*	*	*	*	*	0.70
Class A	0.83	*	*	*	*	*	*	*	*	*	0.70
Class A	0.83	*	*	*	*	*	*	*	*	*	0.70
Class A	0.83	*	*	*	*	*	*	*	*	*	0.70
Class A	0.83	*	*	*	*	*	*	*	*	*	0.70
Class A	0.83	*	*	*	*	*	*	*	*	*	0.70
Class A	0.83	*	*	*	*	*	*	*	*	*	0.70

♦ When specifying or ordering, include the appropriate 2-letter perforation suffix and 2- or 4-letter color suffix (e.g. 8222A21M2 S G, 8222A21M1 E X C H).

\* Module width for each plank size will remain the same, regardless of plank depth or perforation.

TechLine 877 276-7876

armstrongceilings.com/metalworkslinear

**Armstrong®**  
World Industries



# METALWORKS™ Linear – Diverge®

smooth texture



Declare.

RECYCLED  
CONTENT  
UP TO  
**35%**

LEED V5

COMMON MATERIALS FRAMEWORK		Climate Health	EPD
Human Health	Declare Label HPD	Ecosystem Health	EPD
	3rd Party CDPH	Circular Economy	✓
OCCUPANT EXPERIENCE		Acoustics	✓

## SUSPENSION SYSTEM & ACCESSORIES

	Item No. ♦	Description	Dimensions (Inches) Nominal W x L x H	Color	Pieces/Carton
Suspension Systems	7277BL	Main Beam Carrier 2 (MBC2) – Black	144 × 1-3/4 × 2-3/4"	BL	10
	XL8945PG90BL	FrameAll® 4' G90 Cross Tee	48 × 1-1/2 × 1-1/2"	BL	36
	XL8926G90BL	FrameAll 2' G90 Cross Tee	24 × 1-1/2 × 1-1/2"	BL	36
Wall-to-Wall Installations	BERC2BL	Beam End Retaining Clip	N/A	BL	50
	7800 _ _ _ _	Hemmed Angle Molding	144 × 7/8 × 7/8"	WH, BL	30
	GCWABL	GCWA Clip	N/A	BL	200
Floating Cloud Installations	AX6VESTR_ _	Axiom® Vector Trim – 6" Straight	3/4 × 120 × 6"	WH, SG, MY, BL*	N/A
	AX6VECUR_ _	Axiom® Vector Trim – 6" Curved	3/4 × 120 × 6"	WH, SG, MY, BL*	N/A
	AX6STR _ _ _	Axiom Classic Trim – 6" Straight	3/4 × 120 × 6"	WH, SG, MY, BL*	N/A
	AX6CUR _ _ _	Axiom Classic Trim – 6" Curved	3/4 × 120 × 6"	WH, SG, MY, BL*	N/A
	7239	Adjustable Trim Clip	N/A	N/A	60
	5344 _ _ _ _	4" Effects™ Wood Looks Trim	Nominal 120" length	All Effects Wood Looks	6
	5346 _ _ _ _	6" Effects Wood Looks Trim	Nominal 120" length	All Effects Wood Looks	6
	5494S2BL	Contrast Filler Strip – Black	96 × 1/4 × 1/16"	N/A	200
Other Accessories	XTACAGBL	Cross Tee Adapter Clip	N/A	BL	50

♦ Add the 2-digit color suffix to the item number when specifying or ordering (e.g. AX6STR S G), add an extra digit "3" before the color suffix if paint is required inside and outside of trim (e.g. AX6STR 3 S G).  
 \* Items with the same finish name will coordinate but may not be an exact color match.  
 NOTE: Please contact ASQuote or ASOrder@armstrongceilings.com for this system.



# METALWORKS™ Linear – Diverge®

smooth texture

RECYCLED  
CONTENT

UP TO  
**35%**

LEED V5

COMMON MATERIALS FRAMEWORK

Human Health **Declare Label**  
HPD  
3rd Party CDPH

Climate Health

Ecosystem Health

Circular Economy

Acoustics

EPD

EPD



## ACCESSORIES

	Item No. ♦	Description	Finish Selection	Pieces/ Carton
Splice Plates	8242A21	2" x 1" Splice Plate	N/A	10
	8242A22	2" x 2" Splice Plate	N/A	10
	8242A23	2" x 3" Splice Plate	N/A	10
	8242A24	2" x 4" Splice Plate	N/A	10
	8242A41	4" x 1" Splice Plate	N/A	10
	8242A42	4" x 2" Splice Plate	N/A	10
	8242A43	4" x 3" Splice Plate	N/A	10
	8242A44	4" x 4" Splice Plate	N/A	10
	8242A61	6" x 1" Splice Plate	N/A	10
	8242A62	6" x 2" Splice Plate	N/A	10
	8242A63	6" x 3" Splice Plate	N/A	10
	8242A64	6" x 4" Splice Plate	N/A	10
	8242A91	9" x 1" Splice Plate	N/A	10
	8242A92	9" x 2" Splice Plate	N/A	10
	8242A93	9" x 3" Splice Plate	N/A	10
End Caps	8232A21M1_ _ _ _	2" x 1" End Cap	WH, SG, MY, BL, and all Effects™ Wood Looks	10
	8232A22M1_ _ _ _	2" x 2" End Cap	WH, SG, MY, BL, and all Effects Wood Looks	10
	8232A23M1_ _ _ _	2" x 3" End Cap	WH, SG, MY, BL, and all Effects Wood Looks	10
	8232A24M1_ _ _ _	2" x 4" End Cap	WH, SG, MY, BL, and all Effects Wood Looks	10
	8232A41M1_ _ _ _	4" x 1" End Cap	WH, SG, MY, BL, and all Effects Wood Looks	10
	8232A42M1_ _ _ _	4" x 2" End Cap	WH, SG, MY, BL, and all Effects Wood Looks	10
	8232A43M1_ _ _ _	4" x 3" End Cap	WH, SG, MY, BL, and all Effects Wood Looks	10
	8232A44M1_ _ _ _	4" x 4" End Cap	WH, SG, MY, BL, and all Effects Wood Looks	10
	8232A61M1_ _ _ _	6" x 1" End Cap	WH, SG, MY, BL, and all Effects Wood Looks	10
	8232A62M1_ _ _ _	6" x 2" End Cap	WH, SG, MY, BL, and all Effects Wood Looks	10
	8232A63M1_ _ _ _	6" x 3" End Cap	WH, SG, MY, BL, and all Effects Wood Looks	10
	8232A64M1_ _ _ _	6" x 4" End Cap	WH, SG, MY, BL, and all Effects Wood Looks	10
	8232A91M1_ _ _ _	9" x 1" End Cap	WH, SG, MY, BL, and all Effects Wood Looks	10
	8232A92M1_ _ _ _	9" x 2" End Cap	WH, SG, MY, BL, and all Effects Wood Looks	10
	8232A93M1_ _ _ _	9" x 3" End Cap	WH, SG, MY, BL, and all Effects Wood Looks	10
	8232AB1M1_ _ _ _	11" x 1" End Cap	WH, SG, MY, BL, and all Effects Wood Looks	10
	8232AB2M1_ _ _ _	11" x 2" End Cap	WH, SG, MY, BL, and all Effects Wood Looks	10
	8232AD1M1_ _ _ _	13" x 1" End Cap	WH, SG, MY, BL, and all Effects Wood Looks	10
	8232AD2M1_ _ _ _	13" x 2" End Cap	WH, SG, MY, BL, and all Effects Wood Looks	10

♦ When specifying or ordering, include the appropriate 2- or 4-letter color suffix (e.g., 8232AD1M1 S G, 8232AD1M1 E X C H).

TechLine 877 276-7876

armstrongceilings.com/metalworkslinear

**Armstrong®**  
World Industries



METALWORKS™ – Standard

# METALWORKS™ Linear – Diverge®

smooth texture

RECYCLED  
CONTENT

LEED V5

UP TO  
35%

COMMON MATERIALS FRAMEWORK

Human Health **Declare Label**

Climate Health

EPD

HPD

Ecosystem Health

EPD

3rd Party CDPH

Circular Economy

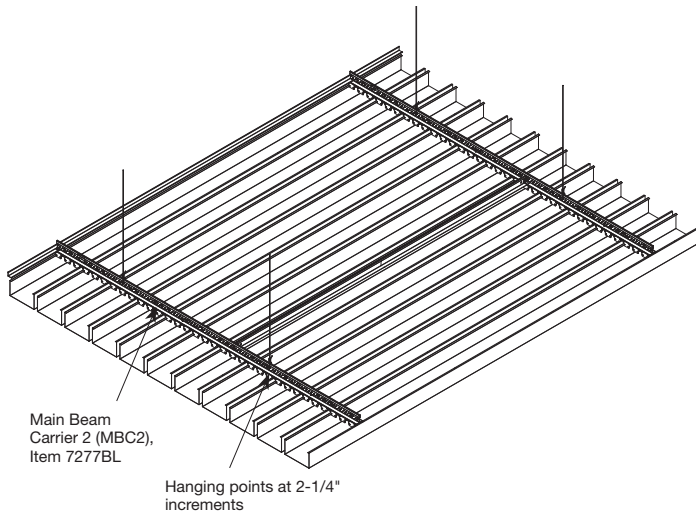
✓

OCCUPANT EXPERIENCE

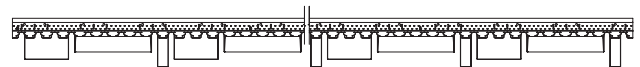
Acoustics

✓

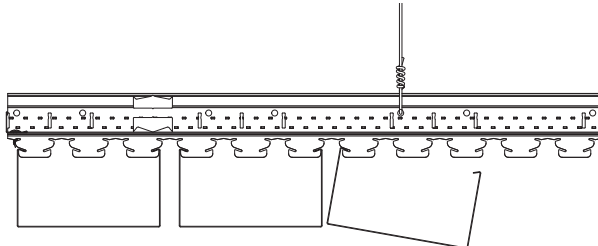
## INSTALLATION DETAILS – CEILINGS



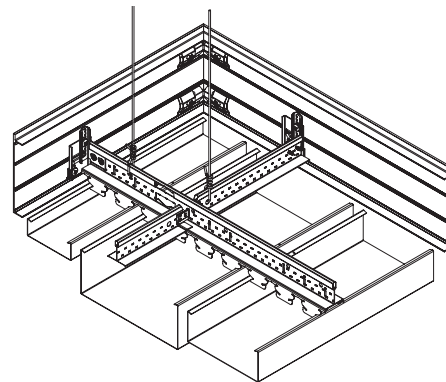
MBC2 Carrier for Diverge® installed 48" O.C.



Varying Diverge plank widths on MBC2 in a pattern of 2", 6", and 11"



Diverge Planks snap into lower hooks of MBC2 carrier



MetalWorks Linear - Diverge Discontinuous Ceiling with Axiom® Vector (Inverted) – 6"

## PHYSICAL DATA

### Material

Electrogalvanized Steel – thickness 0.028"

### Surface Finish

Available in White, Silver Grey, Gun Metal Grey, Tech Black, and Effects™ Wood Looks powder-coated, post-production finishes. Natural Reflections finishes and other colors are available as custom. Contact ASQuote@armstrongceilings.com for custom requests.

### Plank Reveal

There is a 3/4" reveal between MetalWorks Linear – Diverge planks providing an open reveal dynamic visual.

### Fire Performance

Class A: ASTM E84 and CAN/ULC S102.  
Flame Spread Index 25 or less. Smoke Developed Index 50 or less.

### Design Considerations

While we strive to ensure exact color matches, various factors such as differences in materials and painting processes can affect how colors appear on ceiling and wall panels, suspension systems, and trim products. Due to these and other differences, items with the same finish name will coordinate but may not be an exact color match.

### ASTM E1264 Classification

Fire Class – Class A  
Unperforated – Type XX, Form 2, Pattern G  
Perforated – Type XX, Form 2, Pattern C

### Seismic Restraint

MetalWorks Linear – Diverge planks have been engineered, tested, and approved for application in all seismic areas when installed per Armstrong Ceilings installation instructions. When installed properly, both panels and suspension have been tested to stay in place through vibrations and other seismic events.

### Cleaning and Disinfecting

Cleaning and CDC approved disinfecting options available on [armstrongceilings.com/cleaning](http://armstrongceilings.com/cleaning)

### Warranty

Details at [armstrongceilings.com/warranty](http://armstrongceilings.com/warranty)

**Weight; Plank Width SF/Ctn; Module Width SF/Ctn**  
8222A21 – 3.3 lbs/Pc; 16 pcs/ctn; 16 SF/ctn; 24 SF/ctn  
8222A22 – 4.7 lbs/Pc; 8 pcs/ctn; 8 SF/ctn; 12 SF/ctn  
8222A23 – 6.1 lbs/Pc; 8 pcs/ctn; 8 SF/ctn; 12 SF/ctn  
8222A41 – 4.8 lbs/Pc; 8 pcs/ctn; 20 SF/ctn; 24 SF/ctn  
8222A42 – 6.3 lbs/Pc; 8 pcs/ctn; 20 SF/ctn; 24 SF/ctn  
8222A43 – 7.8 lbs/Pc; 6 pcs/ctn; 15 SF/ctn; 18 SF/ctn  
8222A44 – 9.3 lbs/Pc; 6 pcs/ctn; 15 SF/ctn; 18 SF/ctn  
8222A61 – 6.5 lbs/Pc; 8 pcs/ctn; 32 SF/ctn; 36 SF/ctn  
8222A62 – 8.1 lbs/Pc; 6 pcs/ctn; 24 SF/ctn; 27 SF/ctn  
8222A63 – 9.4 lbs/Pc; 4 pcs/ctn; 16 SF/ctn; 18 SF/ctn  
8222A64 – 10.4 lbs/Pc; 4 pcs/ctn; 16 SF/ctn; 18 SF/ctn  
8222A91 – 8 lbs/Pc; 6 pcs/ctn; 33 SF/ctn; 36 SF/ctn  
8222A92 – 9.2 lbs/Pc; 6 pcs/ctn; 33 SF/ctn; 36 SF/ctn  
8222A93 – 10.3 lbs/Pc; 4 pcs/ctn; 22 SF/ctn; 24 SF/ctn  
8222AB1 – 9.3 lbs/Pc; 4 pcs/ctn; 28 SF/ctn; 30 SF/ctn  
8222AB2 – 11.1 lbs/Pc; 4 pcs/ctn; 28 SF/ctn; 30 SF/ctn  
8222AD1 – 10.8 lbs/Pc; 4 pcs/ctn; 34 SF/ctn; 36 SF/ctn  
8222AD2 – 12.6 lbs/Pc; 4 pcs/ctn; 34 SF/ctn; 36 SF/ctn

TechLine 877 276-7876

[armstrongceilings.com/metalworkslinear](http://armstrongceilings.com/metalworkslinear)

USAI® is a registered trademark of USAI, LLC; LEED® is a registered trademark of the U.S. Green Building Council; Revit® is a registered trademark of Autodesk, Inc.; all other trademarks used herein are the property of AWI Licensing LLC and/or its affiliates  
© 2025 AWI Licensing LLC

**Armstrong®**  
World Industries



METALWORKS™ – Standard

# LIGHTING SOLUTIONS

## METALWORKS™ Linear – Diverge®

### Linear Lighting



MetalWorks Linear – Diverge with linear light fixture

Seamlessly integrate linear light fixtures from Axis and BASO™ with MetalWorks™ Linear – Diverge® planks. Two light fixture installation methods to support project needs - either remove a plank and replace with light fixture or field cut planks to fit fixture housing within.

#### KEY SELECTION ATTRIBUTES

- Install lights seamlessly for MetalWorks Linear – Diverge ceiling planks
- Low-profile, pre-engineered light fixtures from Axis and BASO coordinate with Diverge plank widths and depths
- Approved for use in all seismic categories

#### DESIGN CONSIDERATIONS

- Two light fixture installation methods:
  - Light completely replaces Diverge plank
  - Cut Diverge plank face and house linear light fixture within
- Lights must be independently supported
- When replacing Diverge plank with light fixture, there will be a slight reveal on both sides of the light (see charts below)
- If using cut plank installation method for light fixture, it is recommended to center the light within the face of the panel, regardless of the panel size
- Coordination between ceiling contractor and electrician is required for installation

#### METALWORKS LINEAR – DIVERGE LIGHTING INSTALLATION METHODS

Two different installation methods to integrate linear lighting into MetalWorks Linear – Diverge ceiling systems to tailor to project and design needs:

- Option 1: Replacing a Linear – Diverge plank with a linear light
- Option 2: Cutting Linear – Diverge plank face and housing light fixture within plank

For both options, consult the Installation Details charts to identify the number of hooks to cut based on the coordinating light fixtures.

# LIGHTING SOLUTIONS

## METALWORKS™ Linear – Diverge®

### Linear Lighting

**COMPATIBLE LIGHTS** The following charts represent the compatible lights with the two installation methods

	Plank Width	Plank Depth	BEAM-2	BEAM-2 Square	BEAM-4	Stencil®	Sculpt™	ZEN Square
Axis Option #1	2"	1"	N/A	N/A	N/A	.	N/A	N/A
		2"	N/A	.	N/A	.	.	N/A
		3"	.	.	N/A	.	.	N/A
		4"	.	.	N/A	.	.	N/A
	4"	1"	N/A	N/A	N/A	.	N/A	N/A
		2"	N/A	.	N/A	.	.	N/A
		3"	.	.	.	.	.	.
		4"	.	.	.	.	.	.
	6"	1"	N/A	N/A	N/A	.	N/A	N/A
		2"	N/A	.	N/A	.	.	N/A
		3"	.	.	.	.	.	.
		4"	.	.	.	.	.	.
	9"	1"	N/A	N/A	N/A	.	N/A	N/A
		2"	N/A	.	N/A	.	.	N/A
		3"	.	.	.	.	.	.
	11"	1"	N/A	N/A	N/A	.	N/A	N/A
		2"	N/A	.	N/A	.	.	N/A
	13"	1"	N/A	N/A	N/A	.	N/A	N/A
		2"	N/A	.	N/A	.	.	N/A
Axis Option #2	2"	1"	N/A	N/A	N/A	N/A	N/A	N/A
		2"	N/A	N/A	N/A	N/A	N/A	N/A
		3"	N/A	N/A	N/A	N/A	N/A	N/A
		4"	N/A	N/A	N/A	N/A	N/A	N/A
	4"	1"	N/A	N/A	N/A	N/A	N/A	N/A
		2"	N/A	N/A	N/A	N/A	N/A	N/A
		3"	N/A	N/A	N/A	N/A	N/A	N/A
		4"	N/A	N/A	N/A	N/A	N/A	N/A
	6"	1"	N/A	N/A	N/A	.	N/A	N/A
		2"	N/A	.	N/A	.	.	N/A
		3"	.	.	N/A	.	.	N/A
		4"	.	.	N/A	.	.	N/A
	9"	1"	N/A	N/A	N/A	.	N/A	N/A
		2"	N/A	.	N/A	.	.	N/A
		3"	.	.	.	.	.	.
	11"	1"	N/A	N/A	N/A	.	N/A	N/A
		2"	N/A	.	N/A	.	.	N/A
	13"	1"	N/A	N/A	N/A	.	N/A	N/A
		2"	N/A	.	N/A	.	.	N/A

NRC  
CAC

DEF

METALWORKS™ – Standard



# LIGHTING SOLUTIONS

## METALWORKS™ Linear – Diverge®

### Linear Lighting

**COMPATIBLE LIGHTS (continued)** The following charts represent the compatible lights with the two installation methods

	Plank Width	Plank Depth	BASO 1.5	BASO 2.5	BASO 4.0	PANO™-2	PANO-3.25	PANO-5.25
BASO™ Option #1	2"	1"	N/A	N/A	N/A	-	N/A	N/A
		2"	N/A	N/A	N/A	-	N/A	N/A
		3"	-	-	N/A	-	N/A	N/A
		4"	-	-	N/A	-	N/A	N/A
	4"	1"	N/A	N/A	N/A	-	-	-
		2"	N/A	N/A	N/A	-	-	-
		3"	-	-	-	-	-	-
		4"	-	-	-	-	-	-
	6"	1"	N/A	N/A	N/A	-	-	-
		2"	N/A	N/A	N/A	-	-	-
		3"	-	-	-	-	-	-
		4"	-	-	-	-	-	-
	9"	1"	N/A	N/A	N/A	-	-	-
		2"	N/A	N/A	N/A	-	-	-
		3"	-	-	-	-	-	-
	11"	1"	N/A	N/A	N/A	-	-	-
		2"	-	-	-	-	-	-
	13"	1"	N/A	N/A	N/A	-	-	-
		2"	-	-	-	-	-	-
BASO Option #2	2"	All	N/A	N/A	N/A	N/A	N/A	N/A
	4"	All	N/A	N/A	N/A	N/A	N/A	N/A
	6"	1"	N/A	N/A	N/A	-	N/A	N/A
		2"	N/A	N/A	N/A	-	N/A	N/A
		3"	-	-	N/A	-	N/A	N/A
		4"	-	-	N/A	-	N/A	N/A
	9"	1"	N/A	N/A	N/A	-	N/A	N/A
		2"	N/A	-	N/A	-	-	N/A
		3"	-	-	-	-	-	-
	11"	1"	N/A	N/A	N/A	-	-	-
		2"	-	-	-	-	-	-
	13"	1"	N/A	N/A	N/A	-	-	-
		2"	-	-	-	-	-	-



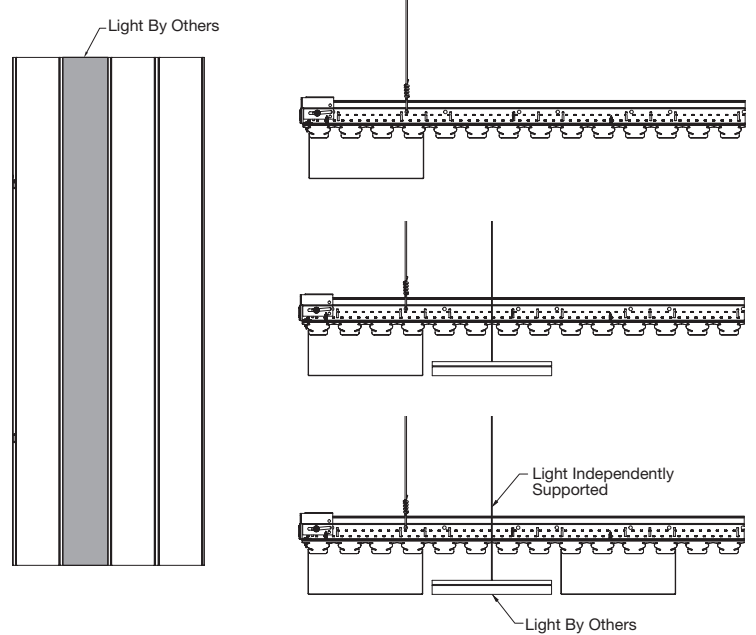
# LIGHTING SOLUTIONS

## METALWORKS™ Linear – Diverge®

### Linear Lighting

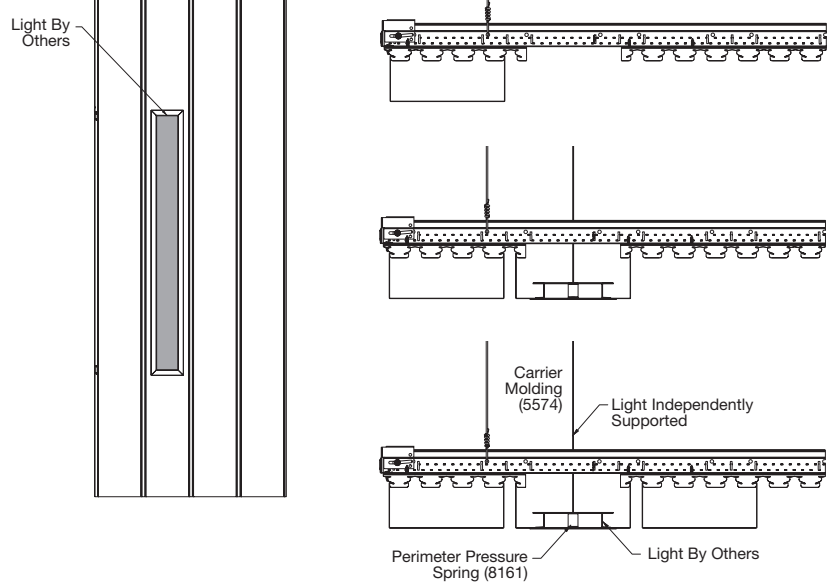
#### INSTALLATION DETAILS – OPTION 1

Axis	BEAM-2	BEAM-2 Square	BEAM-4
Hooks Removed	1	1	2
Equal Reveal on either side of light	0.276"	0.276"	0.535"
	Stencil®	Sculpt™	ZEN Square
Hooks Removed	1	1	2
Equal Reveal on either side of light	0.432"	0.776"	0.691"
	BASO™	BASO 1.5	BASO 2.5
Hooks Removed	1	1	2
Equal Reveal on either side of light	0.682"	0.339"	0.973"
	PANO™-2	PANO-3.25	PANO-5.25
Hooks Removed	1	2	2
Equal Reveal on either side of light	0.526"	1.035"	0.035"



#### INSTALLATION DETAILS – OPTION 2

Axis	BEAM-2	BEAM-2 Square	BEAM-4
Hooks Removed	1	1	2
	Stencil	Sculpt	ZEN Square
	1	1	2
	BASO	BASO 1.5	BASO 2.5
Hooks Removed	1	1	2
	PANO-2	PANO-3.25	PANO-5.25
	1	2	2



#### LIGHTING FIXTURES

Compatible with Axis Beam, Stencil, Sculpt, & ZEN Square fixtures, and BASO light fixtures.

BASO axis

For detailed lighting information, contact your local BASO or Axis representative.