


METALWORKS™ CAPZ™

Acoustical Ceiling Panels
medium texture



MetalWorks Capz panels

CAD/Revit® drawings at:
armstrongceilings.com/cadrevit



armstrongceilings.com/capabilities
See more photos at:
armstrongceilings.com/photogallery

The sleek MetalWorks™ Capz™ system pairs accent hardware with a variety of acoustical panels.


KEY SELECTION ATTRIBUTES

- High light reflectance 0.73 (MetalWorks™ White panels)
- Easy alignment suspension system
- Perforated panels can be designed in long runs or grouped based on the acoustical needs of the space.
- ExpanTech™ technology for larger MetalWorks panel sizes with 10 times less deflection than standard large-size metal panels (without the use of panel stiffeners)
- CleanAssure™ family of products – includes disinfectable panels, suspension systems, and trim
- Mold- and mildew-resistant surface
- Durable – Washable, Scrubbable, Impact- and Soil-resistant
- Custom colors available

TYPICAL APPLICATIONS


- Exposed structure
- Drywall spaces requiring acoustical correction
- Painted decks
- Capz panels can be installed: directly to the deck, on drywall, or suspended like a continuous ceiling

PANEL COLORS Due to printing limitations, shade may vary from actual product.




CAP COLORS

MetalWorks



NOTE: Coordinating cap colors.

DETAIL



MetalWorks Capz

PANEL PERFORATION OPTIONS

(Actual 1:1 scale shown)



M10
(Rg 2513)

NOTE: MetalWorks Capz panels have a 1/2" unperforated border. Refer to hand sample for visual.

METALWORKS™ CAPZ™

Acoustical Ceiling Panels
medium texture

RECYCLED
CONTENT

UP TO
20%

LEED V5

COMMON MATERIALS FRAMEWORK

Human Health **Declare Label**
HPD
3rd Party CDPH

Climate Health

Ecosystem Health

Circular Economy

OCCUPANT EXPERIENCE

Acoustics

EPD

EPD

✓

✓

VISUAL SELECTION

	Item No. ♦	Dimensions (Inches)
METALWORKS™ CAPZ™	64901M10 __	48 × 48 × 9/16" (1 pc carton)
Standard Sizes	64902M10 __	48 × 48 × 9/16" (2 pc carton)
Premium Sizes*	64780M10 __	24 × 48 × 9/16"
	64790M10 __	24 × 60 × 9/16"
	64910M10 __	24 × 72 × 9/16"
	64920M10 __	24 × 96 × 9/16"
	64930M10 __	36 × 36 × 9/16"
	64940M10 __	48 × 96 × 9/16"

♦ When specifying or ordering, include the appropriate 2-letter suffix (e.g., 64901M10 W H for MetalWorks White).

* Minimum order quantities and extended lead times may apply.

†† Unperforated only.

PERFORMANCE SELECTION

Dots represent high level of performance.

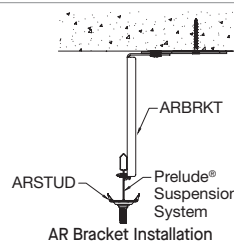
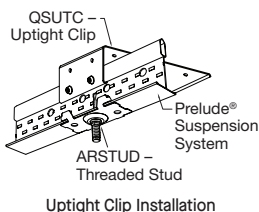
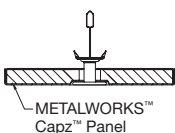
(White Only)††	Light Reflect	Fire Rating	Bio-Block* Anti-Mold/Mildew	Humi-Guard+ Sag Resistant	CleanAssure™ Disinfectable Panels	Fog	Spray	Wipe	Wash	Scrub	Impact	Scratch	Soil	Recycled Content	Recycle Program
	0.73	Class A	*	*	*	*	*	*	*	*	*	*	*	N/A	*
	0.73	Class A	*	*	*	*	*	*	*	*	*	*	*	N/A	*
	0.73	Class A	*	*	*	*	*	*	*	*	N/A	*	*	N/A	*
	0.73	Class A	*	*	*	*	*	*	*	*	N/A	*	*	N/A	*
	0.73	Class A	*	*	*	*	*	*	*	*	N/A	*	*	N/A	*
	0.73	Class A	*	*	*	*	*	*	*	*	N/A	*	*	N/A	*
	0.73	Class A	*	*	*	*	*	*	*	*	N/A	*	*	N/A	*

ACOUSTICAL INFORMATION

Perforation	NRC with acoustical fleece	NRC with acoustical infill
M10	0.80	0.90†
Rg2513	*	*

Maximum NRC achieved with acoustical infill options.
† NRC 0.90 achieved with BioAcoustic infill 5479 or fiberglass infill 8200T10.

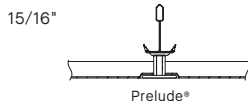
METALWORKS CAPZ




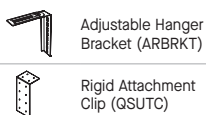
CAPS



SUSPENSION SYSTEMS



ACCESSORIES (Order Separately)



PHYSICAL DATA

Material
Aluminum composite – 0.57" thick.

Fire Performance
Class A: per ASTM E84 surface burning characteristics. Flame Spread Index 25 or less. Smoke Developed Index 50 or less.

Humidity/Sag Resistance
HumiGuard® Plus ceiling panels are recommended for areas subject to high humidity, up to, but not including, standing water and outdoor applications.

Panel Deflection
MetalWorks™ Capz™ panels will naturally deflect due to the Capz four-point (or more) suspension system. Deflection of up to 1/8" has been documented in some cases. Panels should not be installed perpendicular to each other due to varying degrees of deflection.

Design & Installation Considerations
In situations where all suspension points cannot be used, follow our technical guide BPCS-3939 for recommendations.
Panels are installed directional and are marked on the back with arrows. Suspension system may be visible at panel intersection. Consider using coordinating Prelude® 15/16" suspension system. Panels may be stacked in layers. Panels may be installed on a slope using guidelines found in installation instructions BPLA-297435.

Cleaning and Disinfecting
Cleaning and CDC approved disinfecting options available on armstrongceilings.com/cleaning

Warranty
1 year. Details at armstrongceilings.com/warranty
Weight; Square Feet/ Carton
1 lb/SF