

AXIOM® Wall Moldings & Column Rings

Trim
straight & curved

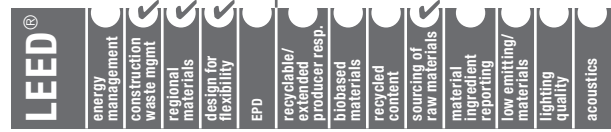


DeclareSM
Living Building
Challenge Compliant

SUSTAINSM
High Performance
Sustainable
Ceiling Systems

50%^{ALUMINUM} RECYCLED CONTENT

Calculate LEED contribution at
armstrongceilings.com/greengenie



LOCATION DEPENDENT



This extruded aluminum trim provides crisp-edge detailing compared to conventional roll-formed steel systems.

KEY SELECTION ATTRIBUTES


- 5 molding profiles available straight or curved, to be used as wall moldings or column rings
- Axiom® trim is part of the Sustain™ portfolio and meets the most stringent sustainability compliance standards today
- Compatible with Armstrong® acoustical and drywall suspension systems

MINIMUM BEND RADIUS

	Wall Moldings (Radius)		Column Rings (Diameter)
	Outside Curve	Inside Curve	Inside Curve
AXMCUR	24"	24"	48"
AXM34CUR	6"	6"	12"
AXM5050CUR	8"	18"	36"
AXM5075CUR	8"	14"	28"
AXM7575CUR	9"	18"	36"

COLORS Due to printing limitations, shade may vary from actual product.

Standard

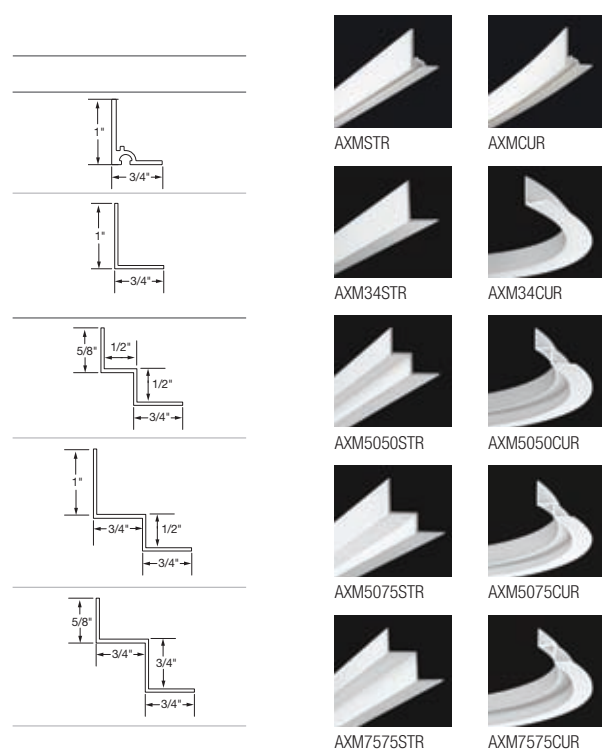


NOTE: 360° paint finishes and custom colors available as special order

VISUAL SELECTION

DETAILS

Item No. ♦	Description	Dimensions Length x A x B
Angle Molding		
AXMSTR _ _ _	Straight Wall Molding - with Axiom Reveal	120" x 1" x 3/4"
AXMCUR _ _ _	Curved Wall Molding/Column Ring with Axiom Reveal	120" x 1" x 3/4"
AXM34STR _ _ _	Straight Wall Molding	120" x 1" x 3/4"
AXM34CUR _ _ _	Curved Wall Molding/Column Ring	120" x 1" x 3/4"
Shadow Molding		
AXM5050STR _ _ _	Straight Wall Molding - Shadow	120" x 3/4" x 5/8" x 1/2" x 1/2"
AXM5050CUR _ _ _	Curved Wall Molding/Column Ring Shadow	120" x 3/4" x 5/8" x 1/2" x 1/2"
AXM5075STR _ _ _	Straight Wall Molding - Shadow	120" x 1" x 3/4" x 1/2" x 3/4"
AXM5075CUR _ _ _	Curved Wall Molding/Column Ring Shadow	120" x 1" x 3/4" x 1/2" x 3/4"
AXM7575STR _ _ _	Straight Wall Molding - Shadow	120" x 3/4" x 5/8" x 3/4" x 3/4"
AXM7575CUR _ _ _	Curved Wall Molding/Column Ring Shadow	120" x 3/4" x 5/8" x 3/4" x 3/4"



♦ Add the 3-letter color suffix to the item number when specifying or ordering (Example: AXMSTR W H), add an extra digit "3" before the color suffix if paint is required inside and outside of trim (Example: AXMSTR 3 H H)

TRIM & TRANSITIONS