

AXIOM® Light Covers – Indirect Light Ledge

Trim
straight



CONTAIN CLEAN PROTECT



▲ Axiom® Indirect Light Ledge

Axiom® Indirect Light Ledge offers a low profile light ledge cove with predictable lighting performance, which easily integrates with a 5/8" drywall board.

KEY SELECTION ATTRIBUTES

- Axiom® Indirect Light Ledge offers predictable lighting performance
- Axiom Indirect Light Ledge is part of the Sustain™ portfolio and meets the most stringent industry sustainability compliance standards today
- **new** CleanAssure™ family of products – includes disinfectable panels, suspension systems, and trim
- With our lighting partners, this pre-engineered solution offers a variety of options with both Ceiling-to-Wall and Ceiling-to-Ceiling light ledges
- 10-Year Limited Warranty, 30-Year System Warranty

LIGHTING FIXTURES

Compatible with Axis Lighting and Vode® Lighting.



COLOR



White
(WH)

AXIOM® Light Covers – Indirect Light Ledge

Trim straight



LEED WELL | LBC

50% RECYCLED CONTENT

energy management
construction waste mgmt
regional materials
design for flexibility
EPD

recyclable/producer resp.
biobased materials
recycled content
sourcing of raw materials
material ingredient reporting
low emitting materials
lighting quality
acoustics

Calculate sustainability with GreenGenie™
armstrongceilings.com/greengenie

LOCATION DEPENDENT

Well Building Standard™ (WELL)
Living Building Challenge® (LBC)

VISUAL SELECTION

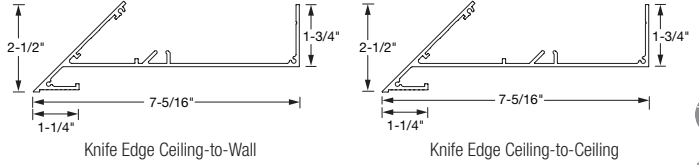
Straight: Specify Indirect Light Ledge Item Number
Example: AXILLCWKD – Axiom Light Ledge, Ceiling-to-Wall, Knife Edge

Light Ledge Type ♦	Mounting	Edge Detail
AXILL	--	--
	CC – Ceiling-to-Ceiling	2D – 2" Classic Edge Drywall
	CW – Ceiling-to-Wall	KD – Knife Edge Drywall

♦ Light Ledges are 10' in length

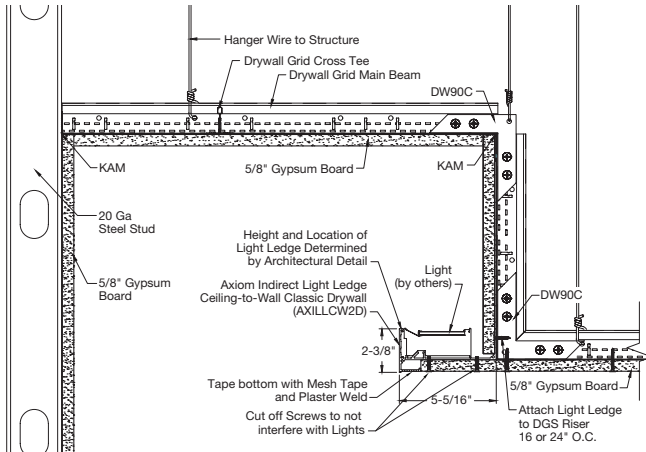
EDGE DETAILS

Knife Edge® Profile – Straight

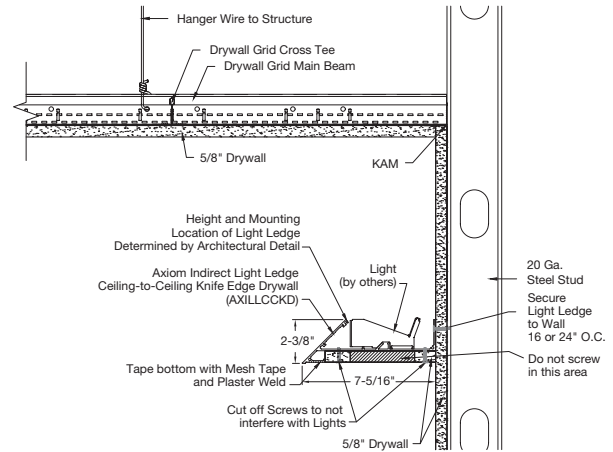


DETAILS

Ceiling-to-Wall



Knife Edge Ceiling-to-Ceiling



VISUAL SELECTION

Curves: Specify Indirect Light Ledge Curved Item Number
Example: AXILLCWKDIC – Axiom Light Ledge, Ceiling-to-Wall, Knife Edge®, Inside Corner

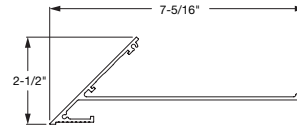
Light Ledge Type ♦	Edge Detail	Options
AXILL	--	--
	2D – 2" Classic Edge Drywall	CUR
	KD – Knife Edge Drywall	CUR

MINIMUM BEND RADIUS FOR INDIRECT LIGHT LEDGE
Inside: 60" minimum
Outside: 60" minimum

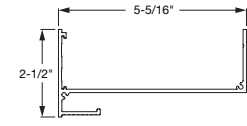
♦ Light Ledge curves are 12" in length and 12" in width

EDGE DETAILS

Knife Edge® Profile – Curved



Classic Profile – Curved



AXIOM® Light Covers – Indirect Light Ledge

Trim
straight



Declare.

LEED WELL LBC

50% RECYCLED CONTENT

- energy management
- construction waste mgmt
- regional materials
- design for flexibility
- EPD
- recyclable/extended producer resp.
- biobased materials
- recycled content
- sourcing of raw materials
- material ingredient reporting
- low emitting materials
- lighting quality
- acoustics

Calculate sustainability with GreenGenie™
armstrongceilings.com/greengenie

LOCATION DEPENDENT

Well Building Standard™ (WELL)
Living Building Challenge® (LBC)

VISUAL SELECTION

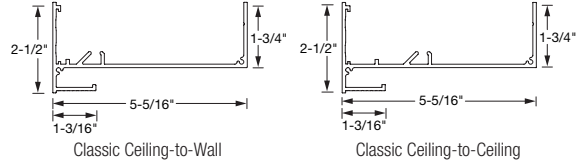
Corners: Specify Indirect Light Ledge Corner Item Number
(NOTE – only use this section if you need corners or end returns on your project)
Example: AXILLCWKDIC – Axiom Indirect Light Ledge, Ceiling-to-Wall, Knife Edge, Inside Corner

Light Ledge Type	Mounting	Edge Detail	Options
AXILL	--	--	--
	CC – Ceiling-to-Ceiling	2D – 2" Classic Edge Drywall	IC – Inside Corner
	CW – Ceiling-to-Wall	KD – Knife Edge Drywall	OC – Outside Corner

♦ Light Ledge corners are 12" in length and 12" in width

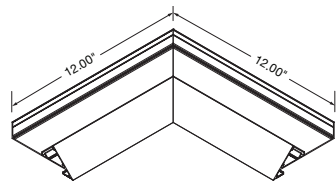
EDGE DETAILS

Classic Profile – Straight

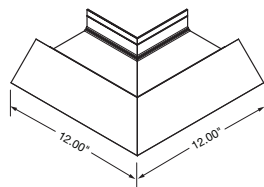


VISUAL SELECTION

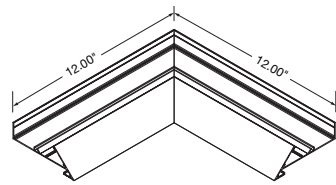
Knife Edge® Profiles – Corners



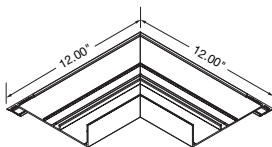
Knife Edge Ceiling-to-Wall
Inside Corner



Knife Edge Ceiling-to-Wall
Outside Corner

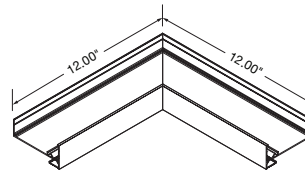


Knife Edge Ceiling-to-Ceiling
Inside Corner

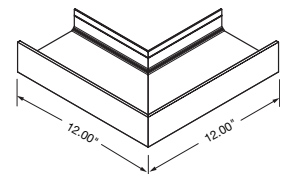


Knife Edge Ceiling-to-Ceiling
Outside Corner

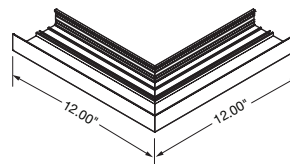
Classic Profiles – Corners



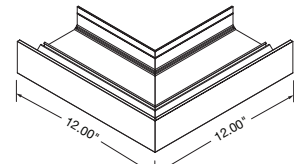
Classic Ceiling-to-Wall
Inside Corner



Classic Ceiling-to-Wall
Outside Corner

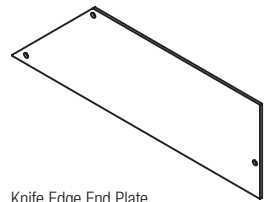


Classic Ceiling-to-Ceiling
Inside Corner

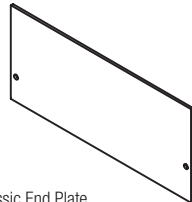


Classic Ceiling-to-Ceiling
Outside Corner

END PLATES




Knife Edge End Plate
AXILLKDEP



Classic End Plate
AXILL2DEP

ACCESSORIES

Item No.	Description
AX4SPLICE	Axiom Splice Plate



TRIM & TRANSITIONS – Standard

AXIOM® Light Covers – Indirect Light Ledge

Trim straight



LEED® WELL™ LBC

50% RECYCLED CONTENT

energy management
construction waste mgmt
regional materials
design for flexibility
EPD
recyclable/producer resp.
biobased materials
recycled content
sourcing of raw materials
material ingredient reporting
low emitting materials
lighting quality
acoustics

Calculate sustainability with GreenGenie™
armstrongceilings.com/greengenie

Well Building Standard™ (WELL)
Living Building Challenge® (LBC)


LOCATION DEPENDENT

LIGHTING PARTNERS

Lighting and diffuser solutions are available through partner companies



- Outstanding Aesthetics**
- No shadows. No bright spots. No color shifting.
- Easy Specification**
- Aim-free luminaire. No need for complex details. Less trade coordination.
- Unparalleled Performance**
- Twice the efficiency of other LED cove products.
 - Wide distribution using SurroundLite™ technology
- Worry-free Installation & Maintenance**
- Foolproof keyed mounting. Up to 90% less labor.



For compatible lighting details, visit axislighting.com


vode ZipWave™ LED 707

Exceptional Performance

- Low, standard and high outputs available
- High output over 1200 lm/ft.
- Customizable output and wattage options

Foolproof Installation

- Drop-in, tool-free installation with plug and play connections
- Runs 100' or more from one 120v power feed
- Section lengths in exact 1' (305mm) increments



For compatible lighting details, visit vode.com/zipwave-led-707

PHYSICAL DATA

Material
Commercial quality 3003 aluminum alloy

Surface Finish
Factory-applied baked polyester paint finish

Cleaning & Disinfecting
Cleaning and CDC approved disinfecting options available on armstrongceilings.com/cleaning

Warranty
10-Year Limited Warranty; 30-Year System Warranty

Profile
Various options with both Ceiling-to-Wall and Ceiling-to-Ceiling Light Ledges in a wide range of sizes with 3/4" horizontal flange.

Cross Tee/Main Beam Interface
Flush fit

End Detail
Splice with screws

TechLine / 1 877 276-7876
armstrongceilings.com/axiomlightcovers
BPCS-5836-721

LEED® is a registered trademark of the U.S. Green Building Council; Declare® and Living Building Challenge® (LBC) are trademarks of the International Living Future Institute®; WELL™ and WELL Building Standard are trademarks of the International WELL Building Institute; Axis and CovePerfekt™ are trademarks of Axis Lighting; Vode® and ZipWave™ are trademarks of Vode Lighting LLC; all other trademarks used herein are the property of AWI Licensing LLC and/or its affiliates © 2021 AWI Licensing LLC

