

3form Elements – Profile Panel

Wall Panel



3form Elements – Profile Panel Deco pattern in Ready-to-Paint Primed finish; field-painted

Design modular panels to transform walls into dramatic expressions of light, shadow, pattern, texture, and color.

KEY SELECTION ATTRIBUTES

- Each standard panel is 48" x 96" with varying thicknesses up to 3/4" (pattern-dependent)
- Cost-effective decorative feature
- Easy to specify, order, and install
- Choose from 28 standard finishes, 30 Merino Felt colors, or a Ready-to-Paint Primed finish
- 32 pattern options available to complement any aesthetic
- Can be installed on walls and ceilings


3form Elements – Profile Panel

Wall Panel





















VISUAL SELECTION

PERFORMANCE

Dots represent high level of performance.

	Item No. ◆	Nominal Dimension (W × L × Depth)	Fire Rating 	Certified Low VOC Emissions
PROFILE	See Below	44 × 96 × 3/4**	Class B**	*

PATTERN OPTIONS***

				
Band BPAS1333P01_ ___ ◆	Braid BPAS1333P02_ ___ ◆	Bravo BPAS1333P03_ ___ ◆	Bub BPAS1333P04_ ___ ◆	Burst BPAS1333P05_ ___ ◆
				
Carve BPAS1333P06_ ___ ◆	Chasm BPAS1333P07_ ___ ◆	Chisel BPAS1333P08_ ___ ◆	Cord BPAS1333P09_ ___ ◆	Crest BPAS1333P10_ ___ ◆
				
Crimp BPAS1333P11_ ___ ◆	Dash BPAS1333P12_ ___ ◆	Deco BPAS1333P13_ ___ ◆	Groove BPAS1333P14_ ___ ◆	Luxe BPAS1333P15_ ___ ◆
				
Meridian BPAS1333P16_ ___ ◆	Metric BPAS1333P17_ ___ ◆	Motion BPAS1333P18_ ___ ◆	Ozner BPAS1333P19_ ___ ◆	Pinstripe BPAS1333P20_ ___ ◆

◆ When specifying or ordering, include the appropriate 4-digit color suffix for the finish (e.g. BPAS1333P03 S P R W)
For custom sizes, shapes, or colors, contact ASQuote@armstrong.com.

* Panel thickness varies due to pattern texture

** Class A available by request. Cost and lead time will vary. Contact ASQuote@armstrong.com

*** All patterns by default run parallel to the 48" direction. However, panels can be ordered parallel to the 96" direction by request. Panel finishes will always run parallel to the 96" direction and cannot be modified. Contact ASQuote@armstrong.com.


3form Elements – Profile Panel

Wall Panel


PATTERN OPTIONS*** (CONT.)



Pleat
BPAS1333P21_ ___ ◆




Prism
BPAS1333P22_ ___ ◆



Ray
BPAS1333P23_ ___ ◆



Rivex
BPAS1333P24_ ___ ◆



Ruffle
BPAS1333P25_ ___ ◆



Rumble
BPAS1333P26_ ___ ◆




Stria
BPAS1333P27_ ___ ◆



Striata
BPAS1333P28_ ___ ◆




Switch
BPAS1333P29_ ___ ◆



Trig
BPAS1333P30_ ___ ◆



Veer
BPAS1333P31_ ___ ◆



Walker
BPAS1333P32_ ___ ◆

◆ When specifying or ordering, include the appropriate 4-digit color suffix for the finish (e.g. BPAS1333P03 S P R W)
For custom sizes, shapes, or colors, contact ASQuote@armstrong.com.

* Panel thickness varies due to pattern texture

** Class A available by request. Cost and lead time will vary. Contact ASQuote@armstrong.com

*** All patterns by default run parallel to the 48" direction. However, panels can be ordered parallel to the 96" direction by request. Panel finishes will always run parallel to the 96" direction and cannot be modified. Contact ASQuote@armstrong.com.

3form Elements – Profile Panel

Wall Panel

PROFILE FINISHES Finishes will always run parallel to the 96" direction of the panel and cannot be modified. Due to dye lot variations, shade may vary from actual product.




Paint-Ready Laminate (SPRL)



Crystal White (SCRW)



Enamel White (SENW)



Salt White (SSTW)




Cotton White (SCTW)



Pearl White (SPRW)



Frosty White (SFRW)



Willow Gray (SWLG)



Enamel Gray (SENG)



Fossil Gray (SFSG)




Dust Gray (SDTG)




Gauntlet Gray (SGAU)



Canadian Gray (SCNG)



Stone Gray (SSNG)



Hidden Gray (SHDG)




Enamel Charcoal (SECH)



Enamel Black (SEBK)



Matte Pitch Black (SMPB)



Charlotte Green (SCHG)



Fresh Maple (SFMP)



Sand Grain (SSND)



Urban Grain (SUBN)



Storm Grain (SSTM)



Neutral Cherry (SNCH)



Warm Cherry (SWCH)



Chocolate Pear (SCHP)



Linear Ash (SASH)



Baltic Birch (WBTB)

NOTE: Also available in Ready-To-Paint Primed (RTTP) finish. 3form sands and primes the panels, which are then ready to paint in the field.

3form Elements – Profile Panel

Wall Panel

MERINO FELT COLORS Due to dye lot variations, shade may vary from actual product.



Teal
(MTEA)



Sky Blue
(MSKY)



Deep Turquoise
(MDTQ)



Liberty Blue
(MLBL)



Peacock
(MPEA)



Royal Purple
(MRYP)



Bordeaux
(MBDX)



Raspberry Jam
(MJAM)



Crimson
(MCRI)



Red
(MRED)



Orange
(MORA)




Goldenrod
(MGLR)



Avocado
(MAVO)



Clover Green
(MCLG)



Hunter Green
(MHNG)



Camel
(MCAM)




Latte
(MLAT)



Heather Dark Brown
(MHDB)



Dark Brown
(MDRB)



Black
(MBLA)



Midnight Blue
(MMDB)



Heather Black
(MHBK)



Heather Charcoal
(MHCH)




Charcoal
(MCHR)



Platinum
(MPLT)




Heather Gray
(MHGR)




Putty
(MPTY)



Taupe
(MTAU)



Heather Taupe
(MHTA)



Milky White
(MMWT)

3form Elements – Profile Panel

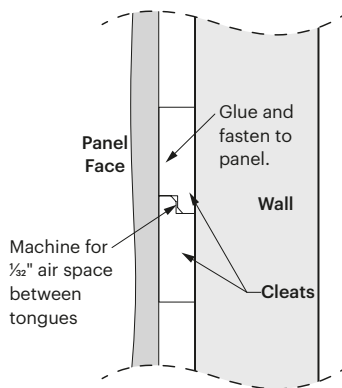
Wall Panel

DESIGN OPTIONS



1. Ozner Pattern in Milky White Merino Felt
2. Trig pattern in Crystal White
3. Luxe pattern in Ready-to-Paint Primed
4. Striata Pattern in Matte Pitch Black

INSTALLATION



Installation

Profile panels can be installed using adhesive, direct screw attachment, or panel cleats depending on project requirements and panel finish.

Adhesive (Required for Wrapped Panels)

- Leave 1/16" gap between panels; leave 1/8" at perimeter
- Prep: Sand back of panel with 100 grit sandpaper and remove dust
- Mandatory: Apply 3M™ Tape Primer 94 prior to VHB™ tape application
- Apply VHB™ tape (perimeter + ~12" O.C.); keep tape 4" away from corners and leave air gaps in tape runs
- Apply construction adhesive in dabs as secondary bond
- Align panels before contact; panels cannot be repositioned

Direct Screw Attachment (Ready to Paint Only)

- Non-wrapped panels only (max 6 panels)
- Pre-drill and countersink; use with construction adhesive
- Fill fastener holes with 3M™ Bondo® filler
- Leave 1/16" gap between panels

Panel Cleats

- Required for larger installations or added support
- Minimum (3) rows per 8' panel
- Cleats run full panel width
- Fasten with screws and construction adhesive

Important: Do not create a continuous VHB™ frame – leave breaks for adhesive to cure.

PHYSICAL DATA

Material

Medium Density Fiberboard (MDF) or Fire-rated MDF (by request), Baltic Birch wood finished with clear matte lacquer. Standard Finishes: Polyvinyl Chloride (PVC) wrap; Felt: 100% Merino wool felt; Ready-to-paint: sanded and primed.

Fire Performance

US Only: Flame Spread Index 26-75. Smoke Developed Index 450 or less. Class B per ASTM E84. Fire-rated MDF: Flame Spread Index 0-25; Smoke Developed Index 450 or less (available upon request). Ready-to-paint and Unfinished not tested.

Humidity Resistance

Wood products have a possible linear expansion of +/- 0.33%. Panels will swell (grow) in high humidity and shrink in low humidity applications.

Recommend the panels be installed in a controlled environment where the relative humidity is maintained at 25-55%. Humidity below 20% or above 80% can cause problems.

VOC Emissions

Third-party certified compliant with California Department of Public Health CDPH/EHLB/Standard Method Version 1.2, 2017. This standard is the guideline for low emissions in LEED®, WELL Building Standard®, Living Building Challenge® (LBC), CalGreen Title 24, ANSI/ASHRAE/USGBC/IES Standard 189; ANSI/GBI Green Building Assessment Protocol.

Installation Considerations

All patterns by default run parallel to the 48" direction. However, panels can be ordered parallel to the 96" direction by request. While the cut pattern's direction can be changed, the direction of the finish (wood grain for example) can not change. Finishes always run parallel to the 96" direction.

Lead Times

4 week lead time (not including transit). All lead times are approximate and dependent upon current supply chains.

Cleaning and Disinfecting

See installation instructions for complete cleaning guidelines.

Warranty

3form 2-year Limited Warranty

Weight: Pieces/Carton

MDF: 1.45 lbs/SF

Baltic Birch: 1.21 lbs/SF

Poplar: 0.97 lbs/SF

Ordered by the piece (1pc/ctn)