

3form Elements – Hush Clad

Acoustic Wall Panel



3form Elements – Hush Clad Margin Vertical pattern in Admiral

Modular, sound absorbing Sola Felt™ panels from 3form featuring geometric patterns.

KEY SELECTION ATTRIBUTES

- Made using our sustainable, high-performance Sola Felt™ with 50% post-consumer recycled PET
- NRC rating of 0.35
- Easily installs directly to walls or vertical surfaces
- Multi-functional tackable surface
- Available in 22 standard colors
- Choose from 25 pattern options to complement any aesthetic

3form Elements – Hush Clad

Acoustic Wall Panel

SOLA FELT™ COLORS Due to dye lot variations, shade may vary from actual product.



Zinc (FZN)



Nickel (FNI)



Platinum (FPL)



Armor (FAR)



Steel (FSL)



Cast (FCA)



Dune (FDN)




Driftwood (FDW)




Silt (FSI)




Mineral (FML)




Ebony (FBN)




Nightfall (FNF)




Admiral (FAD)



Dusk (FDK)




Steelblue (FSB)




Emerald (FEM)




Mustard (FMU)




Citrine (FCR)




Ochre (FOC)



Aries (FAS)



Saffron (FSF)



Jasper (FJP)



3form Elements – Hush Clad

Acoustic Wall Panel

VISUAL SELECTION


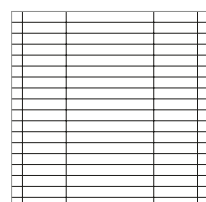
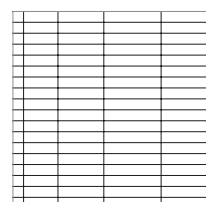



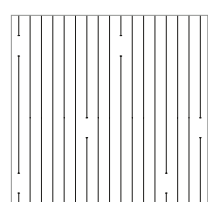




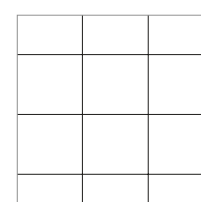


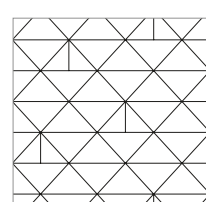

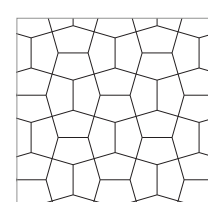

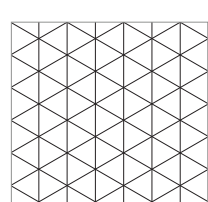




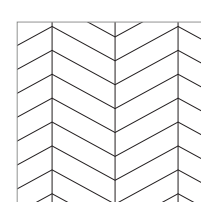
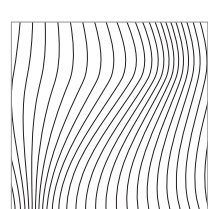
PERFORMANCE

Dots represent high level of performance.

ACOUSTICAL INFORMATION

	Item No. ◆	Nominal Dimension (W × L × Depth)	Fire Rating	Certified Low VOC Emissions	NRC
HUSH CLAD	See Below	44 × 96 × 3/8"	Class B	*	0.35


PATTERN OPTIONS

					
Accordion Gradient BPAS1003D11_ _ _ ◆	Accordion Mirror BPAS1003D12_ _ _ ◆	Accordion Standard BPAS1003D13_ _ _ ◆	Bravo BPAS1003D14_ _ _ ◆	Burst BPAS1003D15_ _ _ ◆	Capitol BPAS1003D16_ _ _ ◆
					
Margin Centered BPAS1003D18_ _ _ ◆	Margin Horizontal BPAS1003D19_ _ _ ◆	Margin Vertical BPAS1003D20_ _ _ ◆	Net Standard BPAS1003D21_ _ _ ◆	Net Stretch BPAS1003D22_ _ _ ◆	Net Wide BPAS1003D23_ _ _ ◆
					
Ozner BPAS1003D25_ _ _ ◆	Plane BPAS1003D26_ _ _ ◆*	Quint BPAS1003D27_ _ _ ◆	Ramen BPAS1003D28_ _ _ ◆	Replicate BPAS1003D29_ _ _ ◆	Switch BPAS1003D30_ _ _ ◆
					
Trio BPAS1003D31_ _ _ ◆	Vim Horizontal BPAS1003D32_ _ _ ◆	Vim Vertical BPAS1003D33_ _ _ ◆	Vim Wide Horizontal BPAS1003D34_ _ _ ◆	Vim Wide Vertical BPAS1003D35_ _ _ ◆	Ziggy BPAS1003D36_ _ _ ◆
	<p>* Plane (D26) pattern option is a smooth visual with beveled edges. For a smooth visual with square edges, select pattern option None (D24) not shown above.</p> <p>◆ When specifying or ordering, include the appropriate 3-digit color suffix (e.g. BPAS1003D11 F Z N). For custom sizes, shapes, or colors, contact ASQuote@armstrongceilings.com.</p>				
Zoinx BPAS1003D37_ _ _ ◆					

3form Elements – Hush Clad

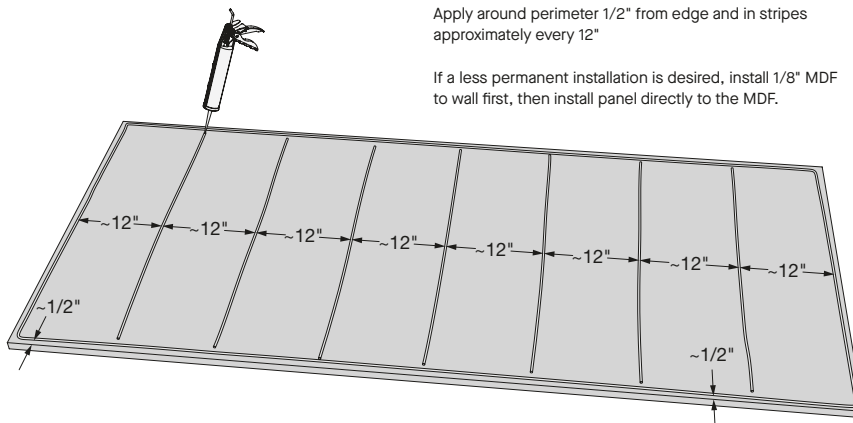
Acoustic Wall Panel

DESIGN OPTIONS



1. Zoinx pattern in Driftwood
2. Replicate pattern in Emerald
3. Vim Wide Vertical pattern in Nickel
4. Ziggy pattern in Ebony

INSTALLATION



Apply around perimeter 1/2" from edge and in stripes approximately every 12"

If a less permanent installation is desired, install 1/8" MDF to wall first, then install panel directly to the MDF.

Applying Adhesive to Panel:

- Directly applied to the wall
- General liquid nails/construction adhesive or brad nails can be used (none included/sold)

Considerations:

- Can make cuts/cut outs with a sharp blade/box cutter (score and punch out)

PHYSICAL DATA

Material

3/8" thick (9mm) non-woven layered and formed polyester felt (PET) fiber panels with color throughout.

Fire Performance

US Only: Flame Spread Index 26-75. Smoke Developed Index 450 or less. Class B per ASTM E84.

Application Considerations

Panel color and texture may vary from order to order; adequate attic stock should be ordered. Due to the nature of recycled materials, small dark fibers may be visible on light panels.

Hush Clad panels should not be installed near sources of heat greater than 158° F.

Acoustical Performance

Tested per ASTM C423 and mounted in accordance with ASTM E795. Sound absorption of 0.35 NRC. Contact TechLine for details at techline@armstrongceilings.com

VOC Emissions

Third-party certified compliant with California Department of Public Health CDPH/EHLB/Standard Method Version 1.2, 2017. This standard is the guideline for low emissions in LEED®, WELL Building Standard®, Living Building Challenge® (LBC), CalGreen Title 24, ANSI/ASHRAE/USGBC/IES Standard 189; ANSI/GBI Green Building Assessment Protocol.

Installation Considerations

Quick and simple installation involves adhering panels to the wall with construction adhesive. For a less permanent installation, add MDF to wall first, then adhere to MDF. See installation instructions for details.

Lead Times

4 week lead time (not including transit). All lead times are approximate and dependent upon current supply chains.

Cleaning and Disinfecting

Sola Felt should be cleaned regularly by vacuuming or using a soft brush to prevent dirt buildup and weathering; slight fiber shedding is normal. For liquid stains, promptly blot with a damp cloth or mild detergent, avoiding strong solvents, abrasives, or soaking the material. See installation instructions for complete cleaning guidelines.

Warranty

3form 2-year Limited Warranty

Weight; Pieces/ Carton

0.39 lbs/SF

Ordered by the piece (1pc/ctn)