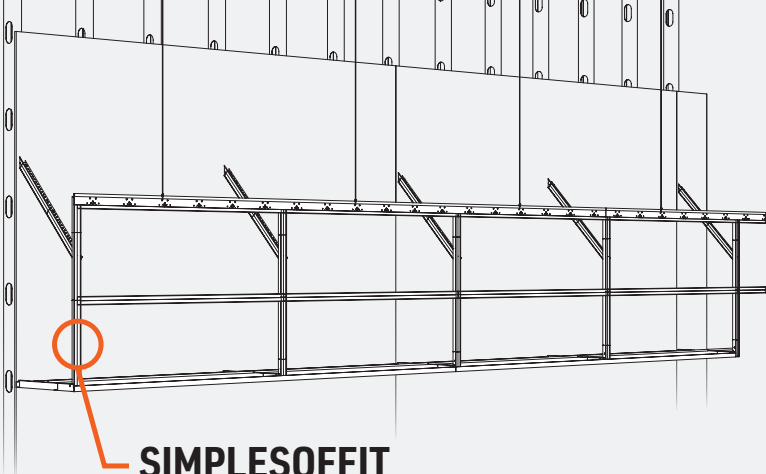


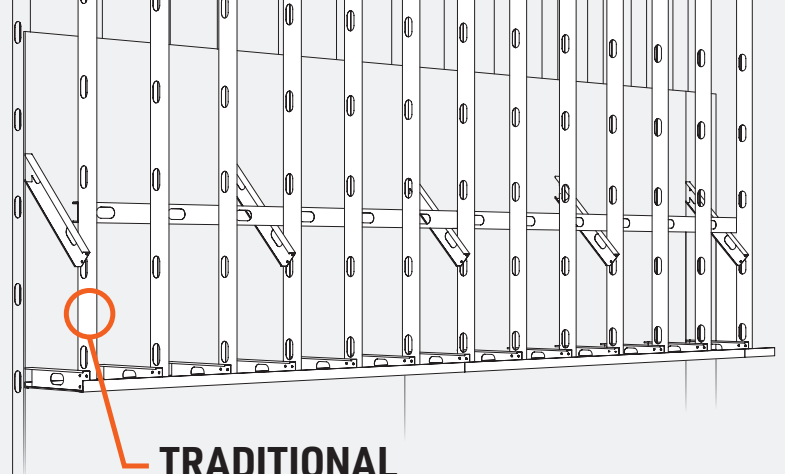
SIMPLESOFFIT FRAMING

EZ
PZ

LEARN
MORE



SIMPLESOFFIT
Main Beams 4' O.C.
with 4' Pre-Fabricated
Cross Tees



TRADITIONAL
16" O.C.
Steel Studs
to Deck

FASTER. EASIER. BETTER.
THAN TRADITIONAL FRAMING

FASTER INSTALLATION

UP TO
2.5X

FASTER THAN
TRADITIONAL
SOFFIT BUILDS*

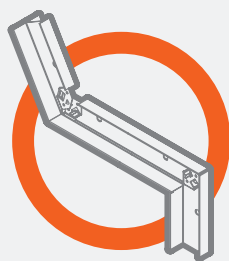
1 INSTALLER 52LF/6HRS

1 INSTALLER 123LF/6HRS

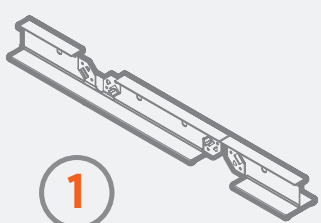
■ TRADITIONAL INSTALL
■ SIMPLESOFFIT INSTALL

*Based on 3-day time trials
of both SimpleSoffit and
traditional soffit builds

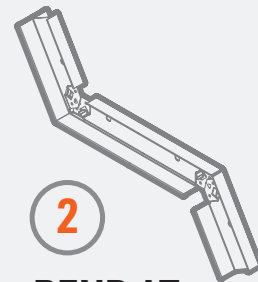
EASIER ASSEMBLY



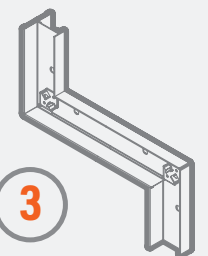
BEND
CLICK
HANG



1
PRE-ENGINEERED
SIMPLESOFFIT



2
BEND AT
PRE-FABRICATED
ANGLE



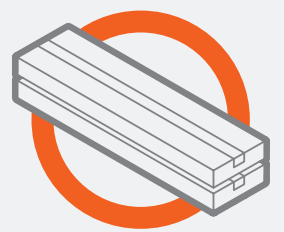
3
CLICK AND
DONE!



NO SCREWS,
JIG TABLES OR
PRE-ASSEMBLY
REQUIRED



SAFER INSTALL
NO TOOLS
FEWER SHARP
EDGES AFTER
INSTALLATION



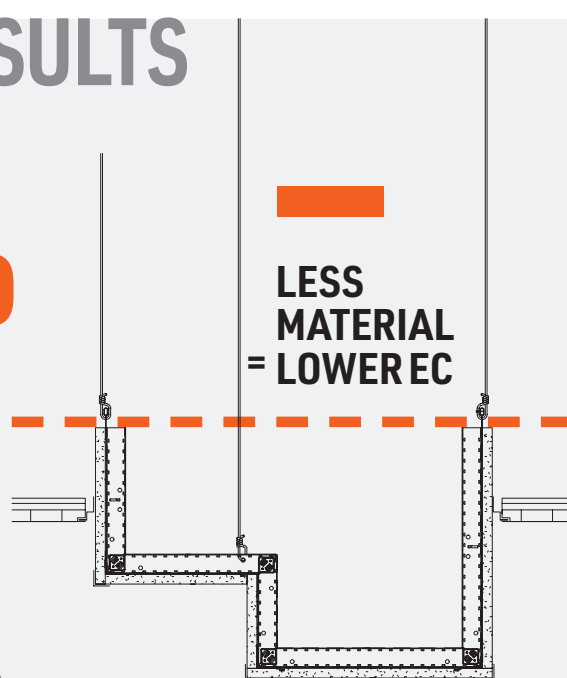
SHIPS IN
STANDARD
CARTONS

BETTER RESULTS

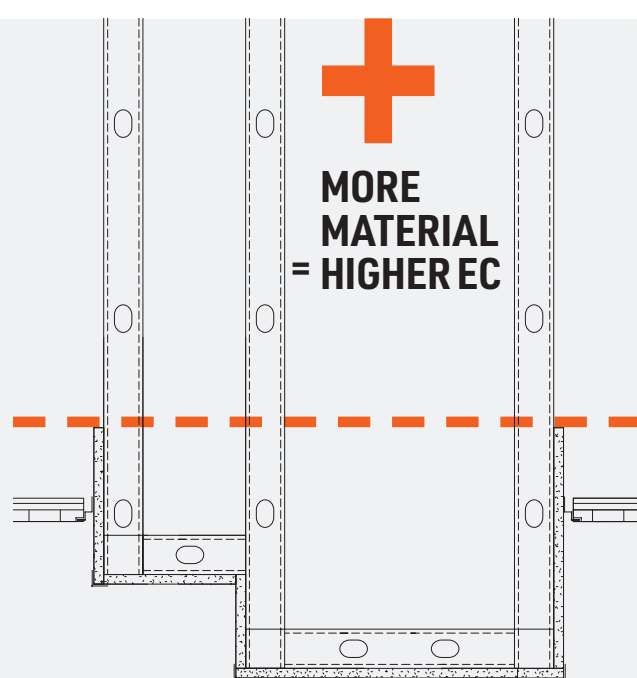
UP TO
76%

EMBODIED
CARBON (EC)
REDUCTION

Reduce embodied
carbon up to 76%
compared to more
traditional framing
methods. Better
results for today –
and for the future.



SIMPLESOFFIT FRAMING
reduce unnecessary framing to deck



TRADITIONAL FRAMING



LESS WASTE
PRE-ENGINEERED
PRE-FABRICATED



REDUCED
EMBODIED
CARBON



Armstrong
World Industries