

# TRANS- LUCENT

TRANSLUCENT MATERIALS

# INFUSIONS® Panels and Sheets

Lay-in  
smooth texture



Infusions® 24" x 24" Lay-in Panels in Crystalline Focus




See more photos at:  
[armstrongceilings.com/photogallery](http://armstrongceilings.com/photogallery)  
SEARCH: infusions

Translucent ceiling panels are available in multiple sizes, colors, and patterns.

## KEY SELECTION ATTRIBUTES

- Dimensions – Splash, Large, and Small Beads create a 3D look with a unique honeycomb core
- Coordinate with Armstrong® Infusions™ Walls and Partitions, Infusions® Blades™ vertical elements, Infusions® Shapes and Canopies, SoundScapes® Shapes panels and Blades™ vertical elements, Create!™ ceiling panels, or other interior finishes
- 18" x 18" Infusions Lay-in infill panels available for Metaphors® Coffers; for details, see pages 342-343
- Lay-in panels install quickly and easily in standard 15/16" Prelude® XL® or 9/16" Suprafine® XL® suspension system
- Infusions ceiling systems offer the industry's highest fire performance; panels meet both the Class A and IBC drop-out requirements for fire performance (drop-out tested to withstand 200° temperatures for 30 minutes)
- Can be used in Formations™ Accent Clouds
- 48" x 72" Polycarbonate and 48" x 96" PETG sheets available for use on other areas of a project like desk or bar fronts, dividers or wall art that must coordinate with Armstrong® Infusions® products

## DETAIL





1. Infusions® Lay-in
2. Infusions® Lay-in with 15/16" Prelude® suspension system

For: Infusions® Blades™ see page 70  
Infusions® Shapes see page 99  
Infusions® Canopies see page 98  
Infusions® Partitions see page 525  
Infusions™ Walls see page 527


# INFUSIONS® Panels and Sheets

Lay-in  
smooth texture

**COLOR SELECTION – SOLIDS** Due to printing limitations, shade may vary from actual product.



**SoundScapes® Coordinating Colors**



Infusions® 24" x 24" lay-in panels in Indigo Surf



Infusions® 24" x 48" lay-in panels in Crystalline Sky



# INFUSIONS® Panels and Sheets

Lay-in  
smooth texture

**COLOR SELECTION – PATTERNS** Due to printing limitations, shade may vary from actual product.

## Goldtones



Spun Copper (TSC)



Crushed Copper (TCC)

## Linens



Natural Linen (TNL)\*†



Blue Linen (TBL)\*†

## Crystallines



Crystalline Silverado (TSV)



Crystalline Focus (TCR)



Crystalline Sky (TSY)

## Tones-on-tones



White Circlets (TWC)



Silver Orbit (TSR)



Indigo Surf (TNS)

## Arbors



Clear Arbor (TCA)



Blue Arbor (TBA)



Red Arbor (TRA)

**COLOR SELECTION – DIMENSIONS PATTERNS†** Due to printing limitations, shade may vary from actual product.



Splash Kiwi (FZTRK)



Splash Reef (FZTRR)



Splash Lagoon (FZTRL)



Splash Plum (FZTRP)



Splash Tangerine (FZTRT)



Beads Large Kiwi (FLTRK)



Beads Large Reef (FLTRR)



Beads Large Lagoon (FLTRL)



Beads Large Plum (FLTRP)



Beads Large Tangerine (FLTRT)



Beads Small Kiwi (FSTRK)



Beads Small Reef (FSTRR)



Beads Small Lagoon (FSTRL)



Beads Small Plum (FSTRP)



Beads Small Tangerine (FSTRT)

NOTES: Dimensions patterns are only available as 12" x 48" and 24" x 24" lay-in ceiling panels.  
Direction of linear patterns may change between panel sizes.  
\* Color may vary panel-to-panel  
† Not available in sheets



Infusions® Lay-in in Natural Linen

# INFUSIONS® Panels and Sheets

Lay-in  
smooth texture

UP TO **40%** RECYCLED CONTENT

Calculate LEED contribution at [armstrongceilings.com/greengenie](http://armstrongceilings.com/greengenie)

**LEED®**

- energy management
- construction waste mgmt
- regional materials
- design for flexibility
- EPD
- recyclable/extended producer resp.
- biobased materials
- recycled content
- sourcing of raw materials
- material ingredient reporting
- low emitting materials
- lighting quality
- acoustics

## PANEL SELECTION

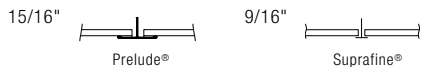
Item No. ◆	Dimensions (Inches)	
<b>INFUSIONS® Lay-in Panels</b>		
5911_ _ _	12 x 48 x 1/8"	
5922_ _ _	24 x 24 x 1/8"	
5912_ _ _	24 x 48 x 1/4"	
5913_ _ _	24 x 72 x 1/4"	
Note: Red Arbor, Blue Arbor, Cultured Pearl, and Inspiration Ice are available in 1/4" thickness only for 12" x 48" and 24" x 24" sizes. For information about 18" x 18" Infusions® Lay-in infill panels for Metaphors® Coffers, see pages 342-343.		
<b>INFUSIONS Lay-in Panels – Dimensions Patterns</b>		
5914_ _ _ _ _	12 x 48 x 0.44"	
5915_ _ _ _ _	24 x 24 x 0.44"	
<b>INFUSIONS Sheets (not used for ceiling applications)</b>		
5976_ _ _	48 x 72 x 1/4"	
5978_ _ _	48 x 96 x 1/4"	

◆ When specifying or ordering, include the appropriate 3- or 5-letter color suffix. (Example: 5911 I C B , 5914 E Z I R K)

## PERFORMANCE

Fire Rating
Class A
Class A
Class A
Class A
Class A
Class A
Class A
Class A
Class A

## SUSPENSION SYSTEMS



## PHYSICAL DATA

**Material**  
Polycarbonate (Dimensions panels – PETG and polycarbonate)

**Surface Finish**  
Smooth

**Fire Performance**  
Infusions® panels have been tested according to NFPA 286 and are equivalent to Class A interior finish as defined by the International Building Code. Designers and Installers are advised to consult a fire protection engineer, NFPA 13, and local codes for guidance where automatic fire detection and suppression systems are present. Contact TechLine at 1 877 276-7876 for specific US and Canadian fire performance data.

**Design Considerations**  
Direction of linear patterns may change between panel sizes. Infusions panels are not approved for exterior application. Natural Linen and Blue Linen colors may vary panel to panel.

**Installation Considerations**  
Do not allow panel edges to get wet. Panels may be cut for borders, perimeter treatments, penetrations, and cutouts. For penetrations such as sprinklers, use an escutcheon plate to hide any rough cut edges. Any fixtures used in or adjacent to field-cut Infusions panels must be independently supported. There is potential for limited natural deflection of panels. See LA-297176 at [armstrongceilings.com/infusions](http://armstrongceilings.com/infusions) for cutting recommendations. Panels can be damaged by exposure to high temperatures. Panel temperature should not be permitted to exceed 100°F. Follow these guidelines for minimum distance from standard light sources.

LAMP TYPE	LABEL WATTAGE	MINIMUM DISTANCE
Halogen FL XL PAR 30	60	14"
Incandescent Bulb	120	15"
Quartz Halogen Work Light	500	23"

Additional light transmission information is available at [armstrongceilings.com/infusions](http://armstrongceilings.com/infusions)

**Warranty**  
One (1) year limited warranty. Details at [armstrongceilings.com](http://armstrongceilings.com)

**Weight; Pieces/Carton**  
Items 5911, 5922 – 0.80 lbs/SF; 6 pcs/ctn  
Items 5912, 5913 – 1.63 lbs/SF  
Item 5912 – 3 pcs/ctn  
Item 5913 – 2 pcs/ctn  
Items 5914, 5915 – 2.625 lbs/SF; 4 pcs/ctn  
Item 5976 – 1.63 lbs/SF – Bulk package per order  
Item 5978 – 2.08 lbs/SF – Bulk package per order