


TACKLE COMMON JOB-SITE CONDITIONS WITH PRE-ENGINEERED SOLUTIONS

Time & Labor Saving Solutions + Ceiling Construction Expertise =
Improved Construction Efficiency on the Job-Site

🕒 Minimize the construction schedule ❓ Eliminate guesswork 🧑 Reduce construction coordination

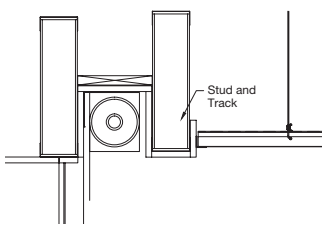
Learn more at armstrongceilings.com/commonconditions



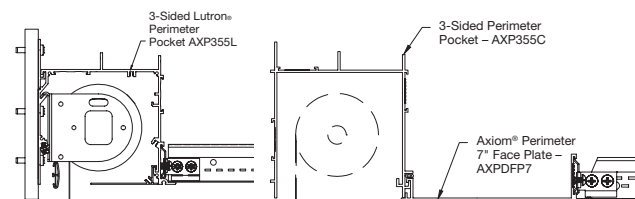
WINDOW & SHADE POCKETS

12X faster to install than drywall shade pockets and twice as fast as other pockets – controlled quality and costs.

TRADITIONAL



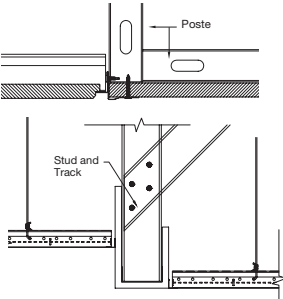
AXIOM® BUILDING PERIMETER SHADE POCKETS



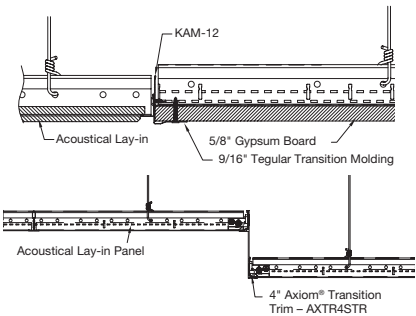
TRANSITIONS

Cut weeks off the schedule – eliminate vertical framing to structure and reduce trade coordination.

TRADITIONAL



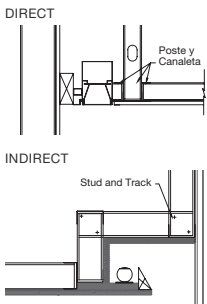
ACT-TO-DRYWALL MOLDING & AXIOM® TRANSITIONS



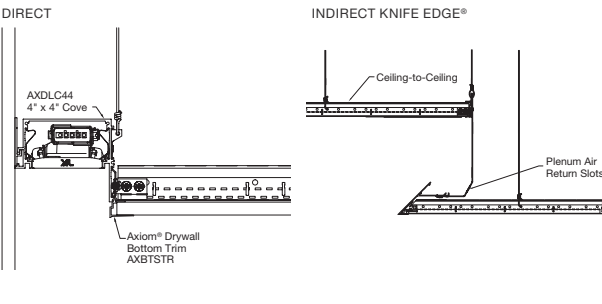
DIRECT & INDIRECT LIGHT COVES

Install 90% faster with just 10% of the labor of traditional light coves.

TRADITIONAL



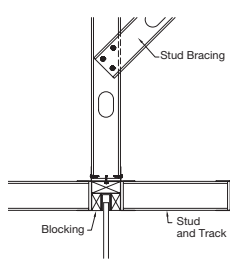
AXIOM® DIRECT & INDIRECT LIGHT COVES



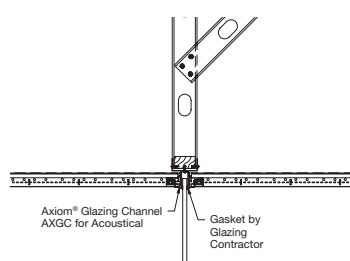
INTERIOR GLASS PARTITIONS

Make glass disappear into the plenum – completely concealed integration without the need for a drywall bulkhead.

TRADITIONAL



AXIOM® GLAZING CHANNEL




TACKLE COMMON JOB-SITE CONDITIONS WITH PRE-ENGINEERED SOLUTIONS

Time & Labor Saving Solutions + Ceiling Construction Expertise =
Improved Construction Efficiency on the Job-Site

- ⌚ Minimize the construction schedule
- ❓ Eliminate guesswork
- 👥 Reduce construction coordination

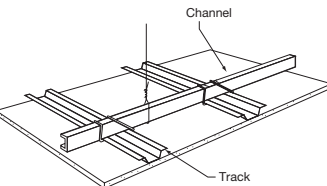
Learn more at armstrongceilings.com/commonconditions




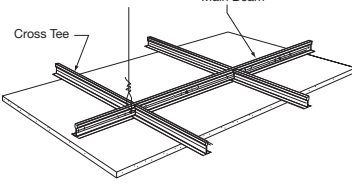
FLAT DRYWALL

3X faster to install than traditional track and channel framing. 4X faster for framing openings, such as air vents and lighting fixtures.

TRADITIONAL



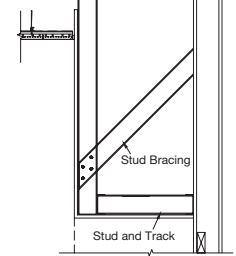
DRYWALL GRID SYSTEM



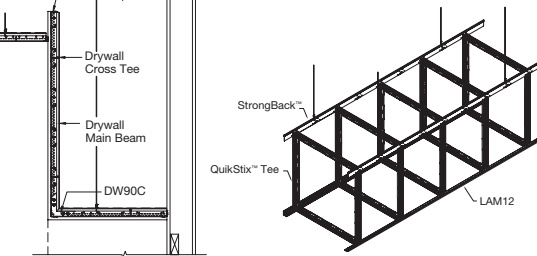
SOFFITS & BULKHEADS

Maximize efficiency with off-site modularization – route holes and knockouts at 6" and 8" centers reduce measuring/cutting time.

TRADITIONAL



QUIKSTIX™ DRYWALL SOFFIT FRAMING SYSTEM



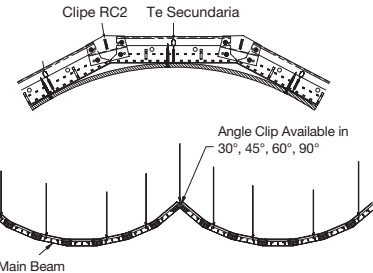
CURVED DRYWALL

3X faster to install than traditional track and channel framing.

TRADITIONAL



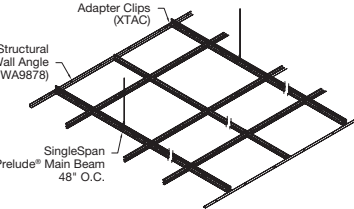
DGS FACETED WITH RC2 CLIPS



CORRIDORS

Span the gap in crowded or low plenum areas with reduced support.

SINGLESPAN™ ACOUSTICAL CORRIDOR SYSTEM



SHORTSPAN® DRYWALL FRAMING SYSTEM

