



# WOODWORKS® Grille – Forté

Solid Wood Ceiling Panels with Notched Backers



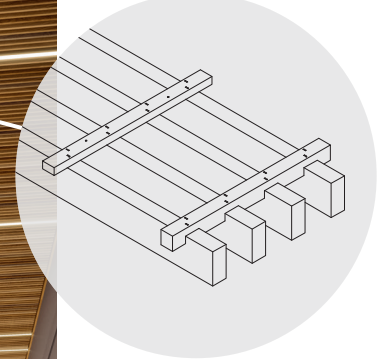
**TOTAL ACOUSTICS®**  
Sound Absorption (NRC)  
+ Sound Blocking (CAC)



**SUSTAIN®**  
High Performance  
Sustainable  
Ceiling Systems



CAD/Revit® drawings at:  
[armstrongceilings.com/cadrevit](http://armstrongceilings.com/cadrevit)



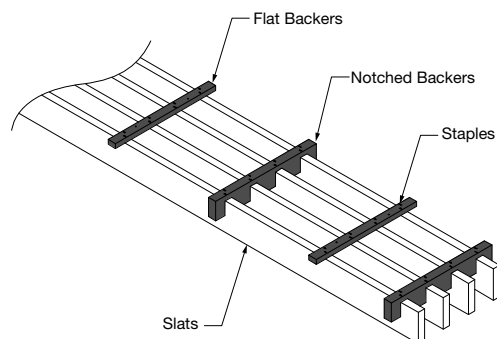
WoodWorks® Grille – Forté 3/4" W x 4-1/4" H with 3 slats in 96", 48" & 72" lengths in Natural Walnut (GWN) finish

The inimitable beauty of solid wood combines with on-trend finishes to offer the industry's largest selection of standard grille designs.

## KEY SELECTION ATTRIBUTES

- 33 standard solid wood panel configurations in 4', 6', and 8' lengths to minimize the need for customization
- 11 on-trend standard finishes on solid poplar are tinted to replicate naturally occurring wood tones
- Panels are part of the Sustain® portfolio and meet the most stringent industry sustainability compliance standards today
- Enhanced structural design with notched alignment backers minimize the naturally occurring twist of solid wood and improves handleability during install
- Coordinating solid wood trims in 4" and 6" depths
- Install in the ceiling, on the wall, or create ceiling-to-wall transitions
- Black acoustical infill panels hide the plenum for a clean, finished install visual and provide Total Acoustics® with NRC up to .85 and CAC up to 35
- 5 designs with at least 70% open area to minimize sprinkler install and material cost, achieving a less cluttered finished ceiling with an open aesthetic
- Installs on familiar, heavy-duty Prelude® Grid with pre-drilled backer holes eliminate splitting for long-term durability
- The natural warmth of wood can contribute to biophilic designs and building certification standards like the WELL™ v2 "Nature and Place" feature
- Centered backers allow for a non-directional install, providing flexibility in install layout and clean accessibility
- Integrated downlighting solutions from USAI® Lighting are certified for fit and finish and engineered to be supported by standard Armstrong suspension systems for use in all areas, including seismic D, E, & F zones
- CleanAssure™ family of products – includes disinfectable panels, suspension systems, and trim
- Premium options include FSC® Certified solid wood, plenum-hiding fleece, additional tinted finishes, and flexible backers for wall-to-ceiling transitions
- Custom options include unique panel configurations and lengths and additional species and finishes. Contact ASQuote@armstrongceilings.com

## SOLID PANEL BACKER DETAIL



TechLine 877 276-7876  
[armstrongceilings.com/woodworksgrille](http://armstrongceilings.com/woodworksgrille)

**Armstrong®**  
World Industries

**new** WOODWORKS® Grille – Forté  
Solid Wood Ceiling Panels with Notched Backers



LEED WELL LBC

energy management	construction waste mgmt	regional materials	design for flexibility	EPD	recyclables/extended producer resp.	biobased materials	FSC® (for wood)	recycled content	sourcing of raw materials	material ingredient reporting	low emitting materials	lighting quality	acoustics
LOCATION DEPENDENT				PREMIUM OPTION				WITH INFILL PANEL					

For LEED contribution contact TechLine

DESIGNING WITH NATURE



Custom Grille installation with biophilic design


Incorporating nature into a built environment, whether living plants or natural wood finishes, enhances Indoor Environmental Quality (IEQ).

With 90% of our time spent indoors, it's beneficial to occupant well-being to bring the outdoors in. Wood interiors contribute to any biophilic design, connecting us with nature and offering a natural warmth and comfort. Inspired by nature and made of natural elements, aesthetically pleasing wood finishes store carbon.


EMBRACING THE BEAUTY OF NATURAL WOOD

Our tinted finishes allow the natural character of the poplar to shine through. The images here reflect the visual range that is likely within our product. Installers will want to lay out panels before installing to achieve preferred aesthetic.


Finish Ranges on Solid Poplar



Bleached Grey (GBG)



Classic Grey (GCG)



Carbon Grey (GCB)



Rich Mahogany (GRY)



Antique Oak (GAO)



Red Oak (GRK)



English Chestnut (GEC)



Golden Maple (GGM)




Natural Walnut (GWN)




Warm Oak (GWO)



Forest Walnut (GFW)



White (GWH)\*



Made-to-order, custom backer colors available.

Custom Wood Species and Finishes Available

Due to printing limitations, shade may vary from actual product.  
\* Painted White finish is not included in the Sustain® portfolio.

TechLine 877 276-7876  
armstrongceilings.com/woodworksgrille

**Armstrong®**  
World Industries



WOODWORKS® – Standard



# WOODWORKS® Grille – Forté

Solid Wood Ceiling Panels with Notched Backers

Indicates panel configuration that integrates with the USAI® Micro™ for WoodWorks® downlight. Refer to the last page of this data sheet for details.

Indicates panel with unobstructed construction where the openings are at least 70% of the cross-section area and the depth of the member does not exceed the least dimension of the openings.

## STANDARD PANEL CONFIGURATIONS 12" width, 3/4" slat (Available in 4', 6', and 8' nominal lengths)

### 3/4" SLAT WIDTH

3 Slats Per Panel  
81% Open Area

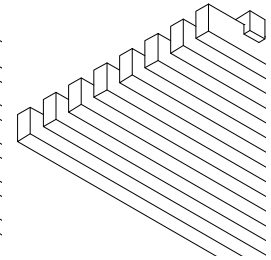
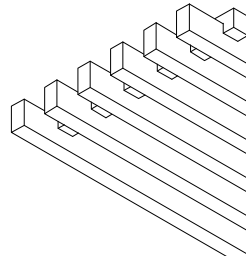
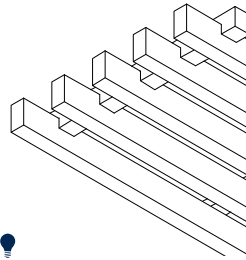
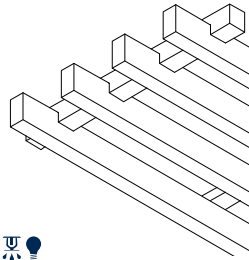
4 Slats Per Panel  
75% Open Area

5 Slats Per Panel  
69% Open Area

6 Slats Per Panel  
63% Open Area

8 Slats Per Panel  
50% Open Area

1-3/8" SLAT HEIGHT\*



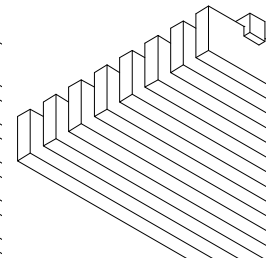
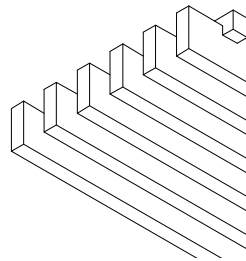
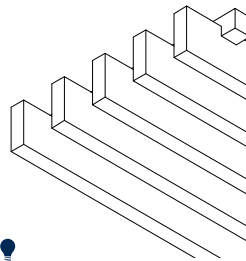
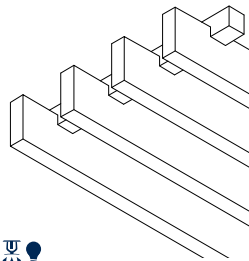
Item 6324L \_ S01 \_ \_ \_ ◆

Item 6325L \_ S01 \_ \_ \_ ◆

Item 6326L \_ S01 \_ \_ \_ ◆

Item 6328L \_ S01 \_ \_ \_ ◆

2-1/4" SLAT HEIGHT\*



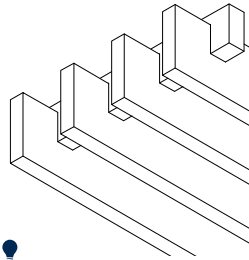
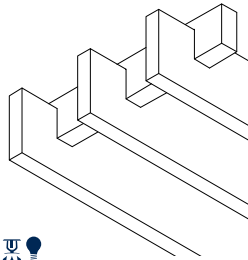
Item 6324L \_ S02 \_ \_ \_ ◆

Item 6325L \_ S02 \_ \_ \_ ◆

Item 6326L \_ S02 \_ \_ \_ ◆

Item 6328L \_ S02 \_ \_ \_ ◆

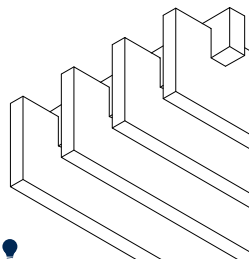
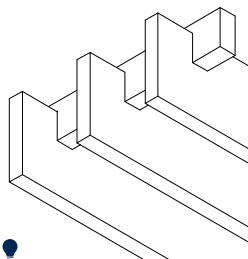
3-1/4" SLAT HEIGHT



Item 6323L \_ S03 \_ \_ \_ ◆

Item 6324L \_ S03 \_ \_ \_ ◆

4-1/4" SLAT HEIGHT



Item 6323L \_ S04 \_ \_ \_ ◆

Item 6324L \_ S04 \_ \_ \_ ◆

### ITEM NUMBER KEY

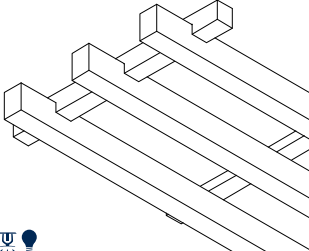
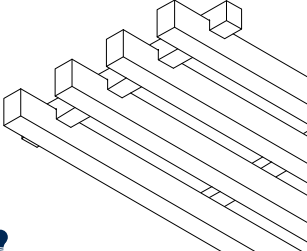
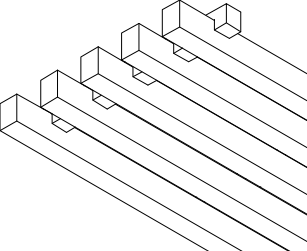
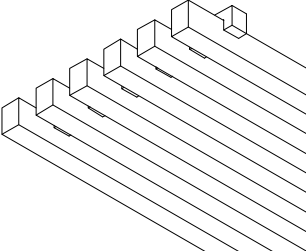
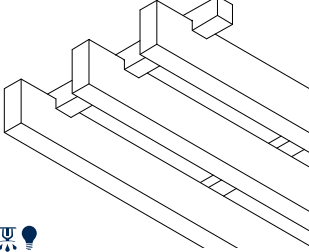
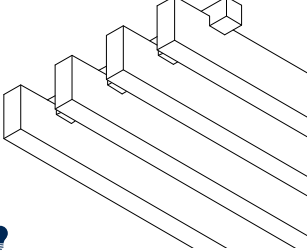
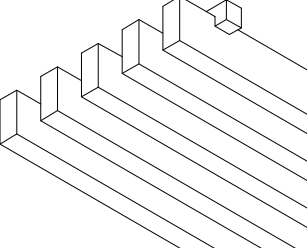
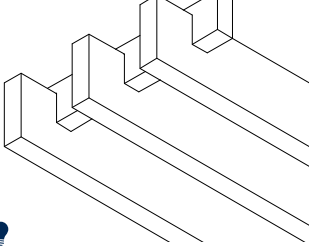
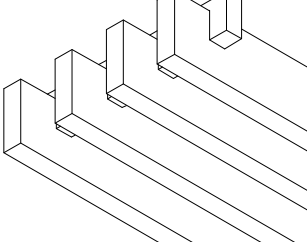
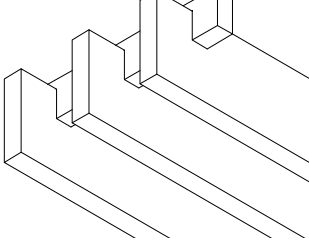
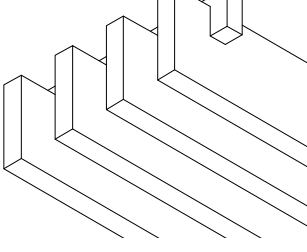
**632 3 L4 S03 GGM**  
Solid Slats per Panel Slat Width Finish:  
Poplar Panel Length: & Height Golden  
Wood 3 4' Differentiator Maple

◆ When specifying or ordering please include the slat length (4, 6, or 8) and finish suffix (e.g., 6323L 4 S03 G B G – 3 slats, 3/4 × 48 × 3-1/4" in Bleached Grey).  
\* Panel configurations with slats less than 2-1/4" in height are approved for use on walls.

**WOODWORKS® Grille – Forté**  
Solid Wood Ceiling Panels with Notched Backers

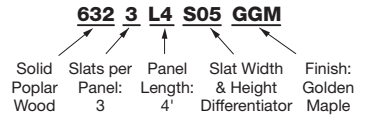
- ⚡ Indicates panel configuration that integrates with the USAI® Micro™ for WoodWorks® downlight. Refer to the last page of this data sheet for details.
- ⏏ Indicates panel with unobstructed construction where the openings are at least 70% of the cross-section area and the depth of the member does not exceed the least dimension of the openings.

STANDARD PANEL CONFIGURATIONS 12" width, 1" slat (Available in 4', 6', and 8' nominal lengths)

		1" SLAT WIDTH			
		3 Slats Per Panel 75% Open Area	4 Slats Per Panel 67% Open Area	5 Slats Per Panel 58% Open Area	6 Slats Per Panel 50% Open Area
1-3/8" SLAT HEIGHT*					
	Item 6323L _ S05 _ _ _ ◆	Item 6324L _ S05 _ _ _ ◆	Item 6325L _ S05 _ _ _ ◆	Item 6326L _ S05 _ _ _ ◆	
2-1/4" SLAT HEIGHT*					
	Item 6323L _ S06 _ _ _ ◆	Item 6324L _ S06 _ _ _ ◆	Item 6325L _ S06 _ _ _ ◆		
3-1/4" SLAT HEIGHT					
	Item 6323L _ S07 _ _ _ ◆	Item 6324L _ S07 _ _ _ ◆			
4-1/4" SLAT HEIGHT					
	Item 6323L _ S08 _ _ _ ◆	Item 6324L _ S08 _ _ _ ◆			

◆ When specifying or ordering please include the slat length (4, 6, or 8) and finish suffix (e.g., 6324L 6 S07 G E W – 4 slats, 1 x 72 x 3-1/4" in Forest Walnut).  
\* Panel configurations with slats less than 2-1/4" in height are approved for use on walls.

ITEM NUMBER KEY



WOODWORKS® – Standard



# WOODWORKS® Grille – Forté

Solid Wood Ceiling Panels with Notched Backers

STANDARD PANEL CONFIGURATIONS 12" width, 1-1/4" slat (Available in 4', 6', and 8' nominal lengths)

Indicates panel configuration that integrates with the USAI® Micro™ for WoodWorks® downlight. Refer to the last page of this data sheet for details.

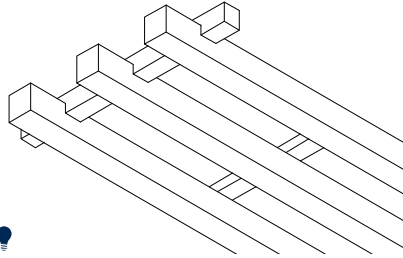
## 1-1/4" SLAT WIDTH

3 Slats Per Panel  
69% Open Area

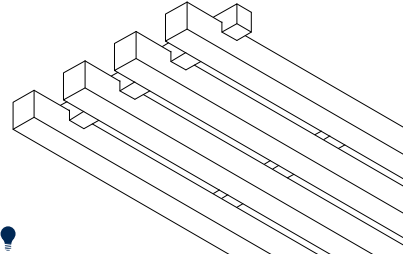
4 Slats Per Panel  
58% Open Area

5 Slats Per Panel  
48% Open Area

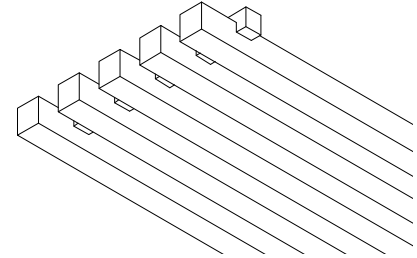
1-3/8" SLAT HEIGHT\*



Item 6323L \_ S09

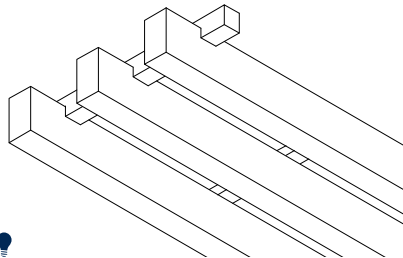


Item 6324L \_ S09

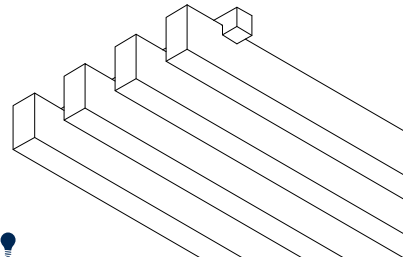


Item 6325L \_ S09

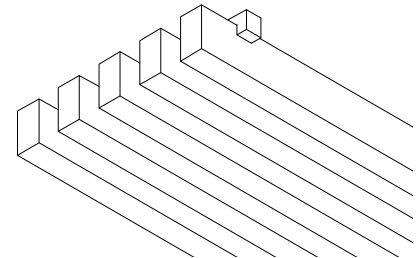
2-1/4" SLAT HEIGHT\*



Item 6323L \_ S10

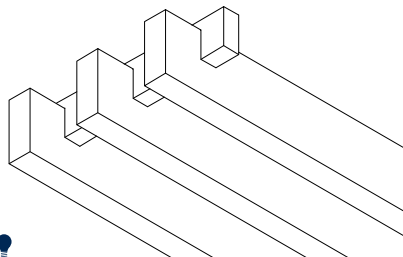


Item 6324L \_ S10

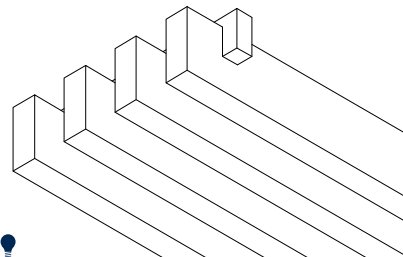


Item 6325L \_ S10

3-1/4" SLAT HEIGHT

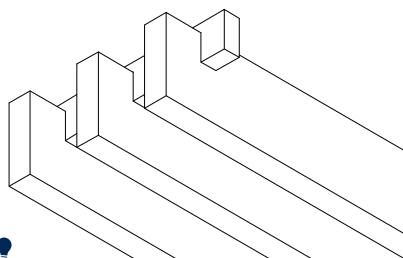


Item 6323L \_ S11



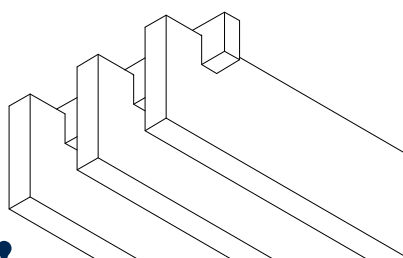
Item 6324L \_ S11

4-1/4" SLAT HEIGHT



Item 6323L \_ S12

5-1/4" SLAT HEIGHT



Item 6323L \_ S13

### ITEM NUMBER KEY

	<b>632</b>	<b>3</b>	<b>L4</b>	<b>S09</b>	<b>GGM</b>	
	↑	↑	↑	↑	↑	
Solid	Slats per	Panel	Slat Width	Finish:		
Poplar	Panel:	Length:	& Height	Golden		
Wood	3	4'	Differentiator	Maple		

\* When specifying or ordering please include the slat length (4, 6, or 8) and finish suffix (e.g., 6325L g S10 Q W Q - 5 slats, 1-1/4" x 96" x 2-1/4" in Warm Oak).  
\* Panel configurations with slats less than 2-1/4" in height are approved for use on walls.

WOODWORKS® – Standard



**WOODWORKS® Grille – Forté**  
Solid Wood Ceiling Panels with Notched Backers



Declare.

LEED WELL LBC

energy management	construction waste mgmt	regional materials	design for flexibility	EPD	recyclable/extended producer resp.	biobased materials	FSC® (for wood)	recycled content	sourcing of low materials	material ingredient reporting	low emitting/low materials	lighting quality	acoustics
LOCATION DEPENDENT	PREMIUM OPTION	WITH INFILL PANEL											

For LEED contribution contact TechLine

VISUAL SELECTION

Item No. ♦	Custom Slot Sizes Available	Space Between Slats (Nominal)	% Open Area	LBS/SF
WOODWORKS® Grille – Forté Ceiling Panels				
6323L_S03_ _ _	3/4" W 3-1/4" H 3 slats	3-1/4"	81% †	2.0
6323L_S04_ _ _	3/4" W 4-1/4" H 3 slats	3-1/4"	81%	2.5
6324L_S01_ _ _	3/4" W 1-3/8" H 4 slats	2-1/4"	75% †	1.2
6324L_S02_ _ _	3/4" W 2-1/4" H 4 slats	2-1/4"	75% †	1.8
6324L_S03_ _ _	3/4" W 3-1/4" H 4 slats	2-1/4"	75%	2.6
6324L_S04_ _ _	3/4" W 4-1/4" H 4 slats	2-1/4"	75%	3.3
6325L_S01_ _ _	3/4" W 1-3/8" H 5 slats	1-5/8"	69%	1.4
6325L_S02_ _ _	3/4" W 2-1/4" H 5 slats	1-5/8"	69%	2.1
6326L_S01_ _ _	3/4" W 1-3/8" H 6 slats	1-1/4"	63%	1.6
6326L_S02_ _ _	3/4" W 2-1/4" H 6 slats	1-1/4"	63%	2.5
6328L_S01_ _ _	3/4" W 1-3/8" H 8 slats	3/4"	50%	2.1
6328L_S02_ _ _	3/4" W 2-1/4" H 8 slats	3/4"	50%	1.8
6323L_S05_ _ _	1" W 1-3/8" H 3 slats	3"	75% †	1.2
6323L_S06_ _ _	1" W 2-1/4" H 3 slats	3"	75%†	1.8
6323L_S07_ _ _	1" W 3-1/4" H 3 slats	3"	75%	2.6
6323L_S08_ _ _	1" W 4-1/4" H 3 slats	3"	75%	3.3
6324L_S05_ _ _	1" W 1-3/8" H 4 slats	2"	67%	1.5
6324L_S06_ _ _	1" W 2-1/4" H 4 slats	2"	67%	2.3
6324L_S07_ _ _	1" W 3-1/4" H 4 slats	2"	67%	3.3
6324L_S08_ _ _	1" W 4-1/4" H 4 slats	2"	67%	4.2
6325L_S05_ _ _	1" W 1-3/8" H 5 slats	1-2/5"	58%	1.8
6325L_S06_ _ _	1" W 2-1/4" H 5 slats	1-2/5"	58%	2.8
6326L_S05_ _ _	1" W 1-3/8" H 6 slats	1"	50%	2.1
6323L_S09_ _ _	1-1/4" W 1-3/8" H 3 slats	2-3/4"	69%	1.4
6323L_S10_ _ _	1-1/4" W 2-1/4" H 3 slats	2-3/4"	69%	2.1
6323L_S11_ _ _	1-1/4" W 3-1/4" H 3 slats	2-3/4"	69%	3.1
6323L_S12_ _ _	1-1/4" W 4-1/4" H 3 slats	2-3/4"	69%	4.0
6323L_S13_ _ _	1-1/4" W 5-1/4" H 3 slats	2-3/4"	69%	4.9
6324L_S09_ _ _	1-1/4" W 1-3/8" H 4 slats	1-3/4"	58%	1.8
6324L_S10_ _ _	1-1/4" W 2-1/4" H 4 slats	1-3/4"	58%	2.8
6324L_S11_ _ _	1-1/4" W 3-1/4" H 4 slats	1-3/4"	58%	4.1
6325L_S09_ _ _	1-1/4" W 1-3/8" H 5 slats	1-1/8"	48%	2.2
6325L_S10_ _ _	1-1/4" W 2-1/4" H 5 slats	1-1/8"	48%	3.4

PERFORMANCE

Item No.	Fog	Spray	Wipe
6323L_S03_ _ _	*	*	*
6323L_S04_ _ _	*	*	*
6324L_S01_ _ _	*	*	*
6324L_S02_ _ _	*	*	*
6324L_S03_ _ _	*	*	*
6324L_S04_ _ _	*	*	*
6325L_S01_ _ _	*	*	*
6325L_S02_ _ _	*	*	*
6326L_S01_ _ _	*	*	*
6326L_S02_ _ _	*	*	*
6328L_S01_ _ _	*	*	*
6328L_S02_ _ _	*	*	*
6323L_S05_ _ _	*	*	*
6323L_S06_ _ _	*	*	*
6323L_S07_ _ _	*	*	*
6323L_S08_ _ _	*	*	*
6324L_S05_ _ _	*	*	*
6324L_S06_ _ _	*	*	*
6324L_S07_ _ _	*	*	*
6324L_S08_ _ _	*	*	*
6325L_S05_ _ _	*	*	*
6325L_S06_ _ _	*	*	*
6326L_S05_ _ _	*	*	*
6323L_S09_ _ _	*	*	*
6323L_S10_ _ _	*	*	*
6323L_S11_ _ _	*	*	*
6323L_S12_ _ _	*	*	*
6323L_S13_ _ _	*	*	*
6324L_S09_ _ _	*	*	*
6324L_S10_ _ _	*	*	*
6324L_S11_ _ _	*	*	*
6325L_S09_ _ _	*	*	*
6325L_S10_ _ _	*	*	*

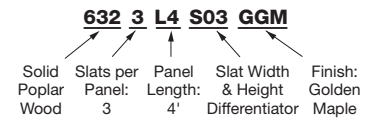
ACOUSTICAL INFORMATION

Performance determined by perforation size. Dots represent high level of performance.

Infill Panel Item No. NRC + CAC = Total Acoustics<sup>1</sup>

2820BK	0.85	35	BEST
1713BL	0.70	35	BETTER
1318	0.75	30	N/A
5823 or 6657	0.75	N/A	N/A

<sup>1</sup> Total Acoustics® ceiling panels have an ideal combination of sound absorption and sound blocking in one product. **GOOD** (NRC 0.60-0.65; CAC 35+) **BETTER** (NRC 0.70-0.75; CAC 35+) **BEST** (NRC 0.80+; CAC 35+)



♦ When specifying or ordering please include the slat length (4, 6, or 8) and finish suffix (e.g. 6323L 4 S03 G G M – 3 slats, 3/4 x 48 x 3-1/4" in Golden Maple).  
† Icon indicates panel with unobstructed construction where the openings are at least 70% of the cross-sectional area and the depth of the member does not exceed the least dimension of the openings.  
NOTE: All panel configurations are 12" wide. Panel backers are black; custom backer colors available. For additional species/finish and size options, or curved applications options with flexible backers (special order), contact ASQuote@armstrongceilings.com



# WOODWORKS® Grille – Forté

## Solid Wood Ceiling Panels with Notched Backers



Declare.



For LEED contribution contact TechLine

energy management	recyclables/extended producer resp.	recycled content	material ingredient reporting	low emitting materials	lighting quality	acoustics
construction waste mgmt	biobased materials	FSC+ (for wood)	sourcing of raw materials	material		
regional materials	design for flexibility	EPD				

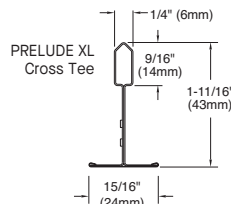
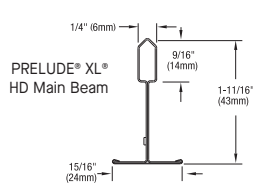
LOCATION DEPENDENT      PREMIUM OPTION      WITH INFILL PANEL

### ACCESSORIES

	Item No. ♦	Description	Dimensions Nominal W x L x H (inches)	Color	PCS/CTN
Suspension Systems	7301BL	Prelude® XL® 12' HD Main Beam	15/16" x 144" x 1-11/16"	Black	20
	XL7341BL	Prelude XL 4' Cross Tee	15/16" x 48" x 1-11/16"	Black	60
	XL7328BL	Prelude XL 2' Cross Tee	15/16" x 24" x 1-3/8"	Black	60
	7800BL	Angle Wall Molding	7/8" x 144" x 7/8"	Black	30
Accessories	7100	Heavy-duty Wall Anchor	1-1/4" x 3" x 1"	N/A	50
	7104	Torsion Spring Saddle	N/A	Mill Finish	25
	7105	Torsion Spring Bracket	N/A	Mill Finish	25
	7106	Heavy-duty Torsion Spring	N/A	Mill Finish	25
	5687	Backer Clip	3/8" x 11/16" x 7/8"	Black	250
	BERC2	Beam End Retaining Clip	N/A	Mill Finish	200
	7290GBL	Flat Backer Kit	7/8" x 12" x 1/2"	Black	18
	5457GAL1 _ _ _	WoodWorks® Grille End-Stain (Gallon)	N/A	All Finishes	1 Gallon
	5457QT1 _ _ _	WoodWorks Grille End-Stain (Quart)	N/A	All Finishes	1 Quart
	Acoustical Infill Panels	2820BK	Calla® Square Lay-in Panel	24" x 24" x 7/8"	Black
1713BL		School Zone® Fine Fissured™ Square Lay-in Panel	24" x 24" x 3/4"	Black	12
1318		Backstage Noir® Square Lay-in Panel	24" x 24" x 3/4"	Black	12
5823		BioAcoustic™ Infill Panel	24" x 24" x 5/8"	Black Matte	12
6657		BioAcoustic Infill Panel	11" x 48" x 5/8"	Black Matte	12
Perimeter Trim		7146H4L96 _ _ _	4" Solid Wood Trim with 4 Clips	3/4" x 96" x 4"	All Solid Forté Finishes
	7146H6L96 _ _ _	6" Solid Wood Trim with 4 Clips	3/4" x 96" x 6"	All Solid Forté Finishes	N/A
	5925	Replacement Trim Clips	N/A	Mill Finish	25
	7239	Adjustable Trim Clip	N/A	Mill Finish	N/A
	AX_VESTR _ _ _	Axiom® Vector Straight Trim – Recommend in Black 6" and up	N/A	Silver Grey, Black, Gun Metal	10 LF
	AX_VECUR _ _ _	Axiom Vector Curved Trim – Recommend in Black 6" and up	N/A	Silver Grey, Black, Gun Metal	10 LF

♦ When specifying or ordering please include the 3-letter color suffix that coordinates with your WoodWorks ceiling: (e.g., 5457GAL1 **G B Q**).

### SUSPENSION SYSTEMS (Heavy-duty)



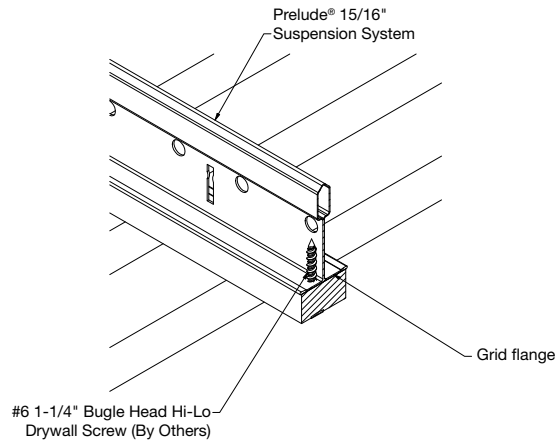
**new** WOODWORKS® Grille – Forté  
Solid Wood Ceiling Panels with Notched Backers



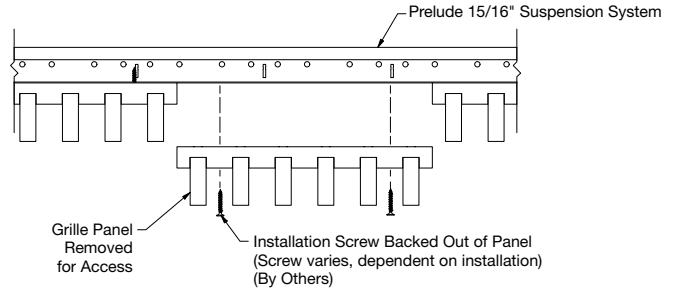
LEED WELL LBC

For LEED contribution contact TechLine													
energy management	construction waste mgmt	regional materials	design for flexibility	EPD	recyclables/extended producer resp.	biobased materials	FSC (for wood)	recycled content	sourcing of raw materials	material ingredient reporting	low emitting materials	lighting quality	acoustics
LOCATION DEPENDENT					PREMIUM OPTION					WITH INFILL PANEL			

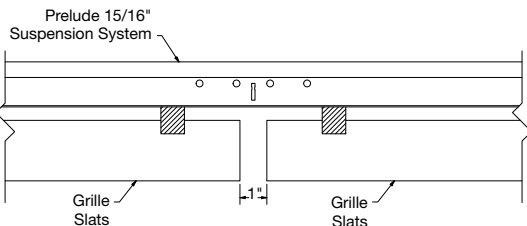
SYSTEM INSTALLATION DETAILS



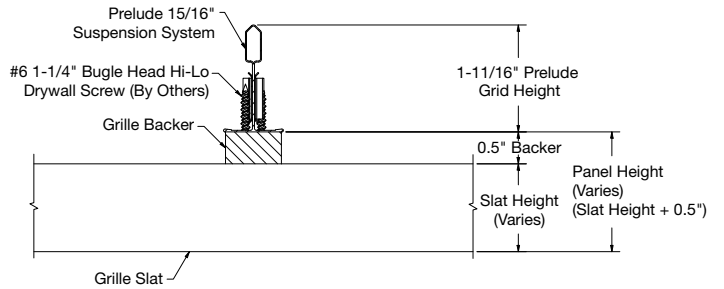
1 Screw to Grid



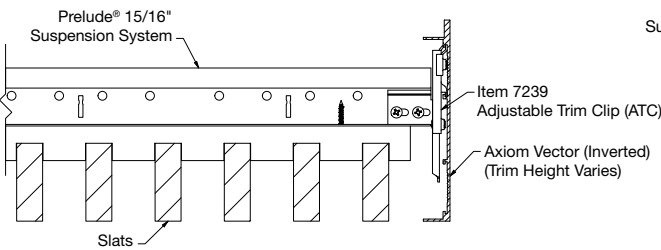
2 Screw Access



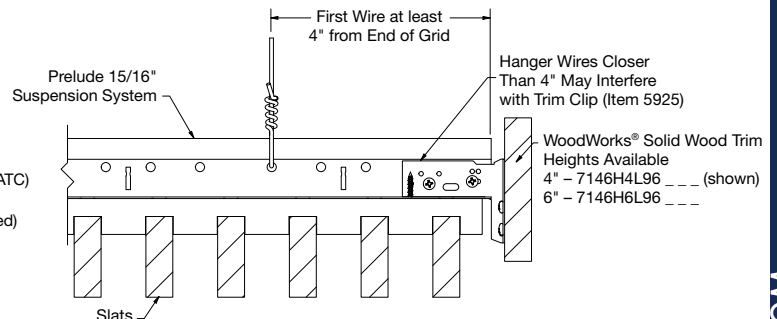
3 End Slat Spacing Between Panels



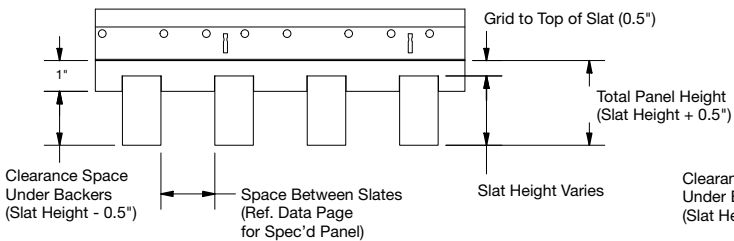
4 Grille to Main Beam



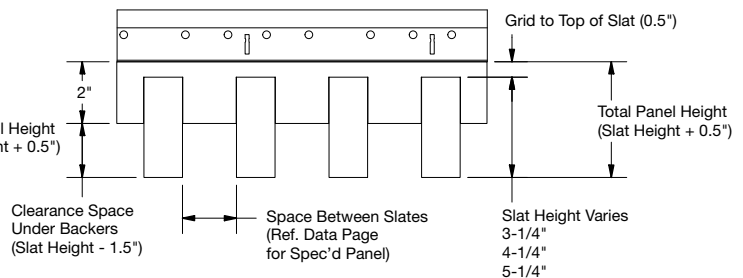
5 Axiom® Trim to Main Beam



6 Perimeter with Solid Wood Trim



7 Typical Integration Detail for 1-3/8" & 2-1/4" Slats



8 Typical Integration Detail for 3-1/4", 4-1/4", & 5-1/4"



WOODWORKS® – Standard





# WOODWORKS® Grille – Forté

## Solid Wood Ceiling Panels with Notched Backers



Declare.

LEED® WELL™ LBC

For LEED contribution contact TechLine		
energy management	✓	LOCATION DEPENDENT
construction waste mgmt	✓	
regional materials	✓	
design for flexibility	✓	PREMIUM OPTION
EPD	✓	
recyclables/extended producer resp.	✓	
biobased materials	✓	WITH INFILL PANEL
FSC® (for wood)	✓	
recycled content	✓	
sourcing of raw materials	✓	
material ingredient reporting	✓	
low emitting materials	✓	
lighting quality	✓	
acoustics	✓	



WoodWorks Grille – Forté 3/4" W with varying slat depths, 4 slats in 8' length in Classic Grey (GCG) finish

### PHYSICAL DATA

**Material**  
Solid wood (poplar)

**Surface Finish**  
Clear, semi-gloss tinted top coat.

**Fire Performance**  
Class C: ASTM E84 surface burning characteristics. Flame Spread Index 200 or less. Smoke Developed Index 450 or less.  
Fire performance will vary between wood species.  
Flame stop coating is available as a custom option. Contact ASQuote@armstrongceilings.com for details.  
These panels, as with other architectural features located at the ceiling, may obstruct or skew the planned fire sprinkler water distribution pattern, or possibly delay or accelerate the activation of the sprinkler or fire detection systems by channeling heat from a fire either toward or away from the device. Consult a fire protection engineer, NFPA 13, and local codes for guidance where automatic fire detection and suppression systems are present.

**Design Considerations**  
Variation within panel and from panel to panel may occur due to the natural characteristics of the wood and grain.

When installed, there will be a 1" reveal between panel ends. Consider this when designing and laying out the ceiling and where this reveal will fall within the ceiling plane.

Unobstructed construction has horizontal structural members that are not solid, where the openings are at least 70% of the cross-section area and the depth of the member does not exceed the least dimension of the openings, or all construction types, with the exception of panel construction, where the spacing of structural members exceeds 7-1/2' (2.3 m) on center.

Slat heights greater than 3" have deeper notched alignment backers that may be visible when transitioning to a panel with slats that are less than 3" in height.

Custom options include different dimensions, species, and finishes.

**Acoustic Considerations**  
The 24" x 24" acoustical infill panels install above the grid and will require the installer to impale the panel onto the grille attachment screw. Item 6657 - 11" x 48" can go directly on top of the grille between the backers.

**Infill Panel Use**  
Black infill panels will provide acoustic benefits and minimize the appearance of the matte black panel backers.

If no infill panel is used, unfinished parts of the suspension system and Axiom® trim will be visible from below.

**Site Conditions**  
It is very important that panels are climatized prior to installation. Relative humidity between 25% and 55%, and temperatures between 50°F and 86°F, must be maintained.

**Ordering Considerations**  
For projects with phased delivery, please coordinate orders. Each separate order is likely to be pulled from different lumber, and therefore will differ in terms of finish range from previous orders.  
Be sure to account for extra material that is normally needed for wood installations. When installing WoodWorks Grille – Forté panels, you should consider ordering at least 5% extra material. Up to 10% more may be needed for odd size or unique installations.

**Seismic Restraint**  
WoodWorks® Grille panels have been engineered, tested, and approved for application in all seismic areas when installed per Armstrong Ceilings installation instructions.

**Cleaning and Disinfecting**  
Cleaning and CDC-approved disinfecting options available on [armstrongceilings.com/cleaning](http://armstrongceilings.com/cleaning)

**Warranty**  
Details at [armstrongceilings.com/warranty](http://armstrongceilings.com/warranty)

**Weight**  
Refer to Visual Selection chart.



# LIGHTING SOLUTIONS

## WOODWORKS® Grille – Forté

### Downlighting



WoodWorks Grille – Forté panels with USAI Micro for WoodWorks – Vertical Slats light fixture

Seamlessly integrate downlight fixtures from USAI® Lighting with standard WoodWorks® Grille – Forté panels. Attach lights directly from the suspension system, eliminating the need for independent support of the fixture or modification of the suspension system.

#### KEY SELECTION ATTRIBUTES

- Engineered and tested to seamlessly integrate lighting fixtures with grid
- USAI Lighting fixtures provide different downlighting styles for design flexibility
- Approved for use in all seismic categories

#### DESIGN CONSIDERATIONS

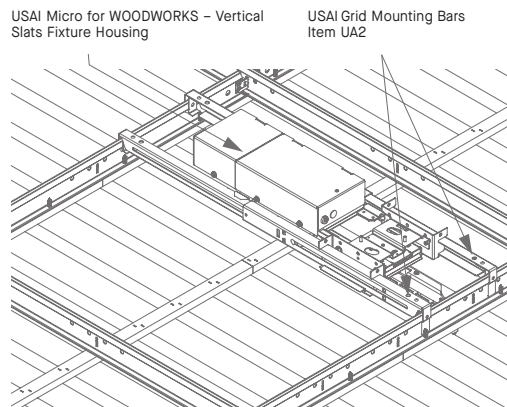
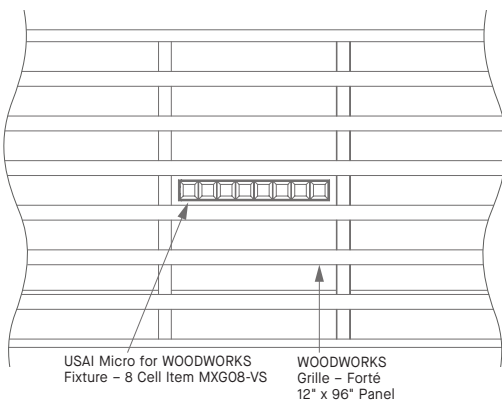
- Lights are designed to sit flush with the face of the WoodWorks panels
- Coordination between ceiling contractor and electrician is required for installation

#### VISUAL SELECTION

WOODWORKS Panel Item No.	Slat Width	Slat Height	Open Area Between Slats	Slats Per Panel	Coordinating USAI Fixture Family	Coordinating USAI Fixture Part Numbers	USAI Grid Mounting Bar Item No.	USAI Trim Yoke and Centering Spacer Item No.
6324L _ S06	1"	2-1/4"	2"	4	Micro™ for WoodWorks - Vertical Slats (8 cell max)	MXGXX-VS	UA2	MXGVS-GL94
6324L _ S07	1"	3-1/4"	2"	4	Micro for WoodWorks - Vertical Slats (8 cell max)	MXGXX-VS	UA2	MXGVS-GL95
6324L _ S08	1"	4-1/4"	2"	4	Micro for WoodWorks - Vertical Slats (8 cell max)	MXGXX-VS	UA2	MXGVS-GL96
6324L _ S11	1-1/4"	3-1/4"	1-3/4"	4	Micro for WoodWorks - Vertical Slats (8 cell max)	MXGXX-VS	UA2	MXGVS-GL91
6323L _ S11	1-1/4"	3-1/4"	2-3/4"	3	Micro for WoodWorks - Vertical Slats (8 cell max)	MXGXX-VS	UA2	MXGVS-GL97
6323L _ S12	1-1/4"	4-1/4"	2-3/4"	3	Micro for WoodWorks - Vertical Slats (8 cell max)	MXGXX-VS	UA2	MXGVS-GL98
6323L _ S13	1-1/4"	5-1/4"	2-3/4"	3	Micro for WoodWorks - Vertical Slats (8 cell max)	MXGXX-VS	UA2	MXGVS-GL99

NOTE: Refer to lighting partner cut sheets for light location considerations  
No panel field modification is required for USAI Micro light integration with WoodWorks Grille – Forté panels.

#### INSTALLATION DETAILS



#### LIGHTING FIXTURES

Compatible with USAI Micro for WoodWorks – Vertical Slats lighting fixtures.

# USAI® Lighting

For detailed lighting information, contact your local USAI Lighting representative.

