

INFUSIONS®

Lay-in Panels and Sheets

smooth texture

CAD/Revit® drawings at:
armstrongceilings.com/cadrevit



Infusions 24" x 48" Lay-in Panels in Calm Water



See more photos at:
armstrongceilings.com/photogallery

Translucent ceiling panels are available in multiple sizes, colors, and patterns.

KEY SELECTION ATTRIBUTES

- Coordinate with Armstrong® Infusions™ Walls and Partitions, Infusions® Blades vertical elements, Infusions Shapes and Canopies, or other interior finishes
- 18" x 18" Infusions Lay-in infill panels available for CastWorks™ Metaphors® Coffers
- Lay-in panels install quickly and easily in standard 15/16" Prelude® XL® or 9/16" Suprafine® XL® suspension system
- Infusions ceiling systems offer the industry's highest fire performance; panels meet both the Class A and IBC drop-out requirements for fire performance (drop-out tested to withstand 200° temperatures for 30 minutes)
- Can be used in Formations™ Accent Clouds
- 48" x 72" Polycarbonate and 48" x 96" PETG sheets available for use on other areas of a project like desk or bar fronts, dividers or wall art that must coordinate with Armstrong® Infusions® products

DETAILS




1. Infusions Lay-in
2. Infusions Lay-in with 15/16" Prelude® suspension system

INFUSIONS®

Lay-in Panels and Sheets

smooth texture

COLOR SELECTION – SOLIDS Due to printing limitations, shade may vary from actual product.



Infusions® 24" × 48" lay-in panels in Caribbean Renewal



Infusions 24" × 48" Lay-in Panels in Blue Arbor

INFUSIONS®

Lay-in Panels and Sheets

smooth texture

COLOR SELECTION – PATTERNS* Due to printing limitations, shade may vary from actual product.

Crystallines



Crystalline Silverado (TSV)



Crystalline Focus (TCR)

Goldtones



Crushed Copper (TCC)

Arbors



Clear Arbor (TCA)



Blue Arbor (TBA)



Red Arbor (TRA)

Linens



Natural Linen (TNL)



Blue Linen (TBL)

* Due to the unique nature of the woven fabric used in these products, color may vary from panel to panel.



Infusions® Lay-in in Clear Arbor



Infusions Lay-in in Natural Linen

INFUSIONS®

Lay-in Panels and Sheets

smooth texture

LEED® WELL | LBC

UP TO 40% RECYCLED CONTENT


For LEED contribution contact TechLine

energy management, construction waste mgmt, regional materials, design for flexibility, EPD, recyclable/ biobased producer resp., biobased materials, recycled content, sourcing of raw materials, material ingredient reporting, low emitting/ materials, lighting quality, acoustics

PANEL SELECTION

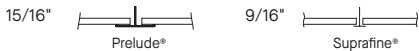
	Item No. ◆	Dimensions (Inches)	
Infusions® Lay-in Panels	5911_ _ _	12 × 48 × 1/8"	
	5922_ _ _	24 × 24 × 1/8"	
	5912_ _ _	24 × 48 × 1/4"	
	5913_ _ _	24 × 72 × 1/4"	
Infusions Sheets (not used for ceiling applications)	5976_ _ _	48 × 72 × 1/4"	
	5978_ _ _	48 × 96 × 1/4"	

PERFORMANCE

Fire Rating
 Class A
Class A
Class A
Class A
Class A
Class A

◆ When specifying or ordering, include the appropriate 3-letter color suffix. (Example: 5911 I C R)
 Note: Red Arbor, Blue Arbor, Cultured Pearl, and Inspiration Ice are available in 1/4" thickness only for 12" x 48" and 24" x 24" Infusions Lay-in Panels.
 For information about 18" x 18" Infusions Lay-in infill panels for Metaphors® Coffers, visit armstrongceilings.com/metaphors

SUSPENSION SYSTEMS



PHYSICAL DATA

Material
Polycarbonate (Infusions Lay-In Panels); PETG (Infusions Sheets)

Surface Finish
Smooth

Fire Performance
Infusions panels have been tested according to NFPA 286 and are equivalent to Class A interior finish as defined by the International Building Code. Designers and installers are advised to consult a fire protection engineer, NFPA 13, and local codes for guidance where automatic fire detection and suppression systems are present. Contact TechLine at 1 877 276-7876 for specific U.S. and Canadian fire performance data.

Design Considerations
Direction of linear patterns may change between panel sizes. Infusions panels are not approved for exterior application. Color may vary from panel to panel on patterned products.

Installation Considerations
Do not allow panel edges to get wet. Panels may be cut for borders, perimeter treatments, penetrations, and cutouts. For penetrations such as sprinklers, use an escutcheon plate to hide any rough cut edges. Any fixtures used in or adjacent to field-cut Infusions panels must be independently supported. There is potential for limited natural deflection of panels. See LA-297176 at armstrongceilings.com/infusions for cutting recommendations. Panels can be damaged by exposure to high temperatures. Panel temperature should not be permitted to exceed 100°F. Follow these guidelines for minimum distance from standard light sources.

LAMP TYPE	LABEL WATTAGE	MINIMUM DISTANCE
Halogen FL XL PAR 30	60	14"
Incandescent Bulb	120	15"
Quartz Halogen Work Light	500	23"

Additional light transmission information is available at armstrongceilings.com/infusions

Warranty
One (1) year limited warranty. Details at armstrongceilings.com

Weight; Pieces/Carton
Items 5911, 5922 – 0.80 LBS/SF; 6 PCS/CTN
Items 5912, 5913 – 1.63 LBS/SF
Item 5912 – 3 PCS/CTN
Item 5913 – 2 PCS/CTN
Item 5976 – 1.63 LBS/SF – Bulk package per order
Item 5978 – 2.08 LBS/SF – Bulk package per order