



FrameAll grid system with the 6' cross tee, XL8965

6' Drywall Grid Cross Tee: Speeds installation and reduces material costs.



KEY SELECTION ATTRIBUTES

- 6' cross tees and main beam spacing reduce the need for hanger wire drops, this will speed time to install and save labor
- Supports 1 layer of 5/8 gypsum board with 4' wires on mains, will support up to 2 layer of gyp (see load chart for tee and wire spacing)
- Knurled Ridges on cross tees improve screw grab during board application
- Extra rout holes to accommodate F-Type light fixtures
- FrameAll Drywall Grid is part of the Sustain™ portfolio and meets the most stringent industry sustainability compliance standards today
- Rotary stitching on double web adds strength and stability
- G40, .018" metal thickness meets ASTM C645
- Acceptable for use in all Seismic Design Categories
- UL® fire rated
- Sourced and manufactured in the USA

MATERIALS

Meets ASTM A653 for zinc-coated hot dipped galvanized steel. Surfaces are chemically cleansed, zinc-coated, and prefinished. Materials also conform to the performance standard ASTM C645 (Standard Specification for Rigid Furring Channels for Screw Applications of Gypsum Board) and ASTM C635 for Specification for manufacturing and performance of Metal Suspension systems.

FRAMEALL™ Drywall Grid

6' Cross Tee



Declare.

LEED WELL LBC

UP TO **30% RECYCLED CONTENT**

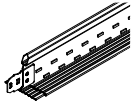
energy management
construction waste mgmt
regional materials
design for flexibility
EPD
recyclable/ biobased materials
producer resp.
biobased materials
recycled content
sourcing of materials
material ingredient reporting
low emitting/ materials
lighting quality
acoustics

Calculate sustainability with Green Genie
armstrongceilings.com/greengenie

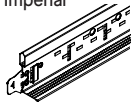
LOCATION DEPENDENT

VISUAL SELECTION

	Item No.	Length	Height
Drywall Cross Tees – Imperial	XL8965 XL8965HRC XL8965G90	72"	1-1/2"



	Item No.	Length	Height
Drywall Main Beams – Imperial	HD8906 HD8906HRC HD8906G90 HD8906IIC	144"	1-11/16"



	Item No.	Length	Height
Drywall Main Beams – Metric	HD7940* 7940G*	3600mm	43mm

PACKAGING

Pcs./ Ctn.	LF/ Ctn.
36	216

Pcs./ Ctn.	LF/ Ctn.
12	144

Pcs./ Ctn.	LF/ Ctn.
12	138.80
12	141.73

LOAD TEST DATA (LBS/LF)					
L/240 Simple Span			L/360 Simple Span		
6.87 @ 72"			4.58 @ 72"		

LOAD TEST DATA (LBS/LF)					
L/240 Simple Span			L/360 Simple Span		
24"	36"	48"	24"	36"	48"
120.0	48.95	28.14	95.5	43.19	18.66

LOAD TEST DATA (KG/LM)					
L/240 Simple Span			L/360 Simple Span		
24" 609.60mm	36" 914.40mm	48" 1219.20mm	24" 609.60mm	36" 914.40mm	48" 1219.20mm
213.2	72.83	72.83	142.12	64.27	27.77
153.8	73.57	73.57	102.52	49.05	21.24

Red Numbers are Fire Guard items. For fire-rated assemblies, use Type C gypsum board as noted in the UL® fire-rated assembly designs.
NOTE: All load test data based on flat installation per ASTM C635.
* These items are NOT Type F fixture compatible

ASTM Class
HD - Heavy-duty
ID - Intermediate-duty
LD - Light-duty

FRAMEALL™ Drywall Grid

6' Cross Tee



Declare.

LEED WELL LBC

UP TO **30%** RECYCLED CONTENT

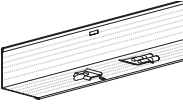
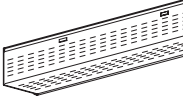
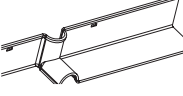
energy management
construction waste mgmt
regional materials
design for flexibility
EPD
recyclable/extended producer resp.
biobased materials
recycled content
sourcing of raw materials
material ingredient reporting
low emitting materials
lighting quality
acoustics

Calculate sustainability with Green Genie
armstrongceilings.com/greengenie

LOCATION DEPENDENT

VISUAL SELECTION

PACKAGING

	Item No.	Length	Height	Metal Thickness	Pcs./ Ctn.	LF/ Ctn.
	7858	144"	15/16"	0.018"	20	240
	LAM12	144"	1-1/4"	0.018"	20	240
	LAM12HRC	144"	1-1/4"	0.018"	20	240
	LAM151220E	144"	1-1/2"	0.028"	20	120
	KAM10	120"	1-1/4"	0.018"	10	100
	KAM12	144"	1-1/4"	0.018"	10	120
	KAM12G90	144"	1-1/4"	0.018"	10	120
	KAM1510	120"	1-1/2"	0.018"	10	100
	KAM1512	144"	1-1/2"	0.018"	10	120
	KAM151020E	120"	1-1/2"	0.028"	10	100
	KAM151220E	144"	1-1/2"	0.028"	10	120
	KAM151020	120"	1-1/2"	0.033"	10	100
	KAM1525G90	120"	1-1/2"	0.018"	10	100
	KAM1520G90	120"	1-1/2"	0.033"	10	100
	KAM21025	144"	2"	0.018"	10	100
	KAM21020EQ	120"	2"	0.028"	10	100
	KAM21020	120"	2"	0.033"	10	100
		SC151220EQ (37" Radius)	148"	1-1/2"	0.028"	10
SC151225 (32" Radius)		148"	1-1/2"	0.018"	10	124
SC21220EQ (55" Radius)		148"	2"	0.028"	10	124
SC21225 (40" Radius)		148"	2"	0.018"	10	124

NOTE: .018" metal thickness meets ASTM C645 for framing

INSTALLATION NOTES

Component Combination	Max Load in LBS/SF (L/240)	Max Load in LBS/SF (L/240)	Max Load in LBS/SF (L/240)	Max Load in LBS/SF (L/240)
Membrane Load Values	Wires 48" O.C. / Tees 24" O.C.	Wires 48" O.C. / Tees 16" O.C.	Wires 42" O.C. / Tees 16" O.C.	Wires 48" O.C. on Main Beams / Wires mid-span on Tees/ Tees 24" O.C.
HD8906/XL8965 (Main Beams 6' O.C.)	3.20	4.66	4.8	9.38

NOTE: 5/8" drywall weighs 2.4 lbs/SF or less (tees installed 16" or 24" O.C.)
* For other combinations, consult TechLine at 1 877 276-7876

1/2" drywall weighs 2.0 lbs/SF or less (tees installed 16" O.C. only)

FRAMEALL™ Drywall Grid

6' Cross Tee



LEED WELL LBC

UP TO **30% RECYCLED CONTENT**

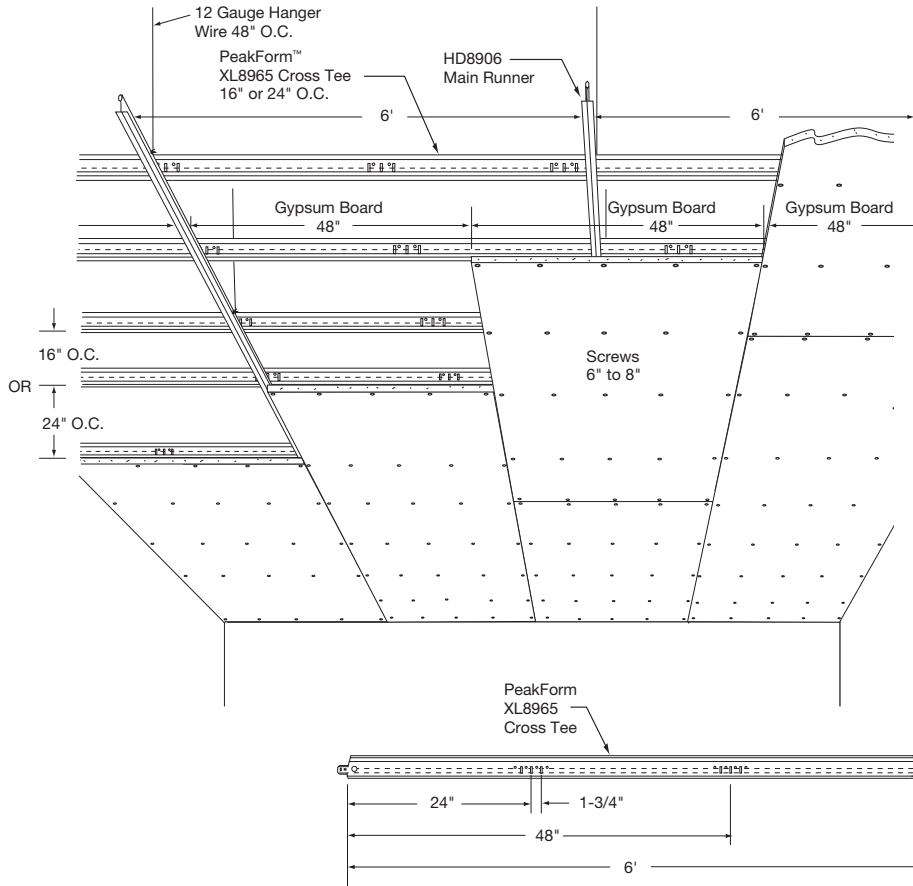
ALUMINUM

Calculate sustainability with Green Genie armstrongceilings.com/greengenie

energy management	recyclable/recycled content	biobased materials	recycled content	sourcing of raw materials	material ingredient reporting	low emitting materials	lighting quality	acoustics
construction waste mgmt	regional materials	design for flexibility	EPD	recyclable/recycled content	producer resp.	biobased materials	recycled content	sourcing of raw materials

LOCATION DEPENDENT

INSTALLATION NOTES



1. Main beam 6' O.C.
2. Hanger wire 2', 3', or 4' O.C.
3. Rout holes for Type F light fixture
4. Reduction in hanger wire and main beam
5. UL® Fire Rated: Fire Guard™ components meet UL Design Listings D501, D502, G523, G524, G526, G527, G528, G529, G531, J502, L502, L508, L513, L515, L525, L526, L529, L564, P501, P506, P507, P508, P509, P510, P513, P514.
6. Faster installation
7. Tees 16" O.C. support two layers of 5/8" gypsum board (with hanger wire 42" O.C. along main beams)
8. Tees 24" O.C. support one layer of 5/8" gypsum board (with hanger wire 48" O.C. along main beams)
9. Gypsum board attached to cross tees
10. Bridging on cross tees requires extra wire for weight of light fixtures, diffusers, and other mechanical

Ideal for 15' wide Bedrooms in Condos and Hotels

Need only two rows of main beams 6' O.C. Then cut border tee in half (no waste).

