




# WONDERS

*begin with a simple line*

**Armstrong**<sup>®</sup>  
CEILING & WALL SOLUTIONS




## EVERY GREAT SPACE STARTS WITH A SIMPLE LINE.

Linear designs allow you to take that line to new levels – bringing depth, movement, and focus to your interiors. The endless variations of materials, colors, and unexpected details give you more ways than ever to make your designs line up.

Explore our portfolio of standard and custom linear ceilings and learn how something wonderful can be created from a simple line. The You Inspire™ Solutions Center can help bring your most unique, one-of-a-kind ideas to life.

See where linear takes you at [armstrongceilings.com/linear](https://armstrongceilings.com/linear)





Product: MetalWorks™ Custom Ceilings / Location: US Bank, Los Angeles, CA / Architect: Gensler



← Limos • For Hire Shuttles

SOUTHWEST  
BAGGAGE SERVICE OFFICE

CLAIM 3  
Wednesday April 11, 2007 10:26A




*Make straight lines*

**WAVY**

Juxtapose undulating flowing forms with long runs of linear lines for a stunning effect






# FOLD

## *the ceiling plane*

Stretch the linear motion over creased peaks and valleys  
to create a dramatic three dimensional sculpture





Product: WoodWorks® Grille / Location: Gourley Plaza Mercantile Center, Fort Worth, TX / Architect: VLK Architects, Fort Worth, TX




Product: MetalWorks™ DH700 Custom Ceiling / Location: Lyman Elementary School, Lyman, SC / Architect: McMillan Pazdan Smith, Spartanburg, SC





*Throw them a*  
**CURVE**

Create a linear pattern across an interior space  
using high sweeping arcs of metal





*Stretch your*  
**WINGS**

Expand your reach with linear designs that carry dramatic movement throughout the space





Product: MetalWorks™ Linear in Effects™ Finish / Location: Cleveland Institute of Art, Cleveland, OH / Architect: Stantec, Cleveland, OH




UPPERHOUSE

UPPERHOUSE

OUSE

Product: Serpentina® Waves™ Ceiling System / Location: Upper House, Madison, WI / Architect: Brownhouse Architecture, Madison, WI



# BEND

*the rules*

Because no one ever said linear design  
had to be confined to straight lines





# PLAY

*with color*

The expressive use of vivid colors and rolling lines  
can make a whimsical statement





on & Jean D. Shehan  
Bank of America  
Marble Foundation

Art & Betty Heggen

The Dunspaugh-Dalton Foundation

Dick & Ginger Mead  
Mead Family Foundation

Philip W...

Product: Serpentina® Classic / Location: South Dade YMCA, Miami, FL








*Create linear*

# RHYTHM

Lines and geometric pattern in the ceiling and walls can introduce a captivating visual tempo to an interior





# RADIATE

*acoustics and aesthetics*

Combine acoustical performance with unconventional ceiling design for a memorable visual





Product: SoundScapes® Blades™ Vertical Elements / Location: Integris Bank, Prince George, British Columbia / Architect: Ratio Architecture, Vancouver, British Columbia




Product: Standard and Custom WoodWorks® Grille / Location: The Eastern Iowa Airport, Cedar Rapids, IA / Architect: Mead & Hunt, Minneapolis, MN




# BLUR

*the line*

Let the linear motion cascade downward from the ceiling to the walls with dramatic flowing lines





*Create a gentle*

# CURRENT

Use variations in size, placement, and spacing  
to create a flowing linear harmony






Mecklenburg County  
*Aquatic Center*

Product: Infusions® Blades – Concepts™ Vertical Elements / Mecklenburg Aquatic Center, Charlotte, NC / Architect: LS3P, Charlotte, NC



Product: MetalWorks™ Linear Ceilings / Location: HNTB Office, Atlanta, GA / Architect: HNTB, Atlanta, GA






*Add a little*

# CONTRAST

Mix it up with long wood planks, pinstripes,  
and brilliant dashed lines of light






# ENGRAVE

*lines of motion*

Etching a linear template across metal  
is an elegant way to leave an impression





Product: MetalWorks™ Torsion Spring / Location: John Hancock Lobby, Chicago, IL / Architect: Solomon Cordwell Buenz & Associates Inc., Chicago, IL



→ Escalator  
← Elevator

Product: MetalWorks™ Custom Baffles Ceiling System / Location: Westfield Santa Anita, Arcadia, CA / Architect: Westfield Design & Construction, Century City, CA



*Design a peaceful*

# PATHWAY

Enhance wayfinding while providing  
a soothing and tranquil respite for the public





*Broaden your*

# HORIZONS

Expand the possibilities with solid wood slats that come in a variety of widths, depths, and finishes.






Product: WoodWorks® Grille / Location: Boston Public Library Johnson Building, Boston, MA / Architect: William Rawns Associates, Architects, Inc., Boston, MA







*Get a line on*

# LUMINOUS

Combine sleek linear lighting with curved white metal for positively glowing reviews



# TAKE THE NEXT STEP

## 1 877 ARMSTRONG (276-7876)

Customer Service Representatives  
7:45 a.m. to 5:00 p.m. EST  
Monday through Friday

**TechLine** – Technical information, detail drawings, CAD design assistance, installation information, other technical services – 8:00 a.m. to 5:30 p.m. EST, Monday through Friday. FAX 1 800 572 8324 or email: [techline@armstrongceilings.com](mailto:techline@armstrongceilings.com)

## [armstrongceilings.com](http://armstrongceilings.com)

Latest product news  
Standard and custom product information  
Online catalog  
CAD, Revit®, SketchUp® files  
A Ceiling for Every Space® Visual Selection Tool  
Product literature and samples – express service or regular delivery  
Contacts – reps, where to buy, who will install

## YOU INSPIRE™ SOLUTIONS CENTER

email: [solutionscenter@armstrongceilings.com](mailto:solutionscenter@armstrongceilings.com)  
[armstrongceilings.com/youinspire](http://armstrongceilings.com/youinspire)

### Design Assistance

Collaborative design  
Detail drawings  
Specifications  
Planning and budgeting

### Pre-construction Assistance

Layout drawings for standard and premium products  
Project installation recommendations  
Contractor installation assistance

**you inspire**™  
solutions center

helping to bring your one-of-a-kind ideas to life

SketchUp® is a trademark of Trimble Navigation Limited; Revit® is a registered trademark of Autodesk, Inc.  
All other trademarks used herein are the property of AWI Licensing LLC and/or its affiliates  
© 2017 AWI Licensing LLC • Printed in the United States of America

[armstrongceilings.com/linear](http://armstrongceilings.com/linear)

**Armstrong**®  
CEILING & WALL SOLUTIONS