



Floating
Clouds

FORMATIONS™

RAISING The Standard

Formations™ Cloud Kits give you a great custom look using standard components – eliminating the hassle, cost, and risk associated with custom installations. Panel options offer great spot acoustics, too. Formations cloud kits make installing clouds quick and easy! And now, with Formations™ Custom Cloud Kits, you can build your custom cloud any way you want it.

Formations™ Clouds with ULTIMA® Tegular panels and Axiom® 4" Classic trim ▶



5
Creating a
Cloud Kit



9
FORMATIONS™
Curves



10
FORMATIONS™
Squares/
Rectangles



11
FORMATIONS™
Staggered



13
FORMATIONS™
Planks



14
FORMATIONS™
for Drywall



15
FORMATIONS™
Custom Cloud
Kits





For Every Space

With a wide variety of options – including configurations, panels, sizes, trim color, and applications – the possibilities are endless.

Great Acoustics

Formations cloud kits with acoustical panels provide greater sound absorption than a continuous ceiling of the same area.

Fewer Wires

Kits come complete with our proven StrongBack™ carrying channel, which eliminates 40% of the cables – minimizing visible wires.

Faster Installation











Aircraft cable allows for easy floor level installation – kits assemble and install up to 50% faster than stick built clouds.

FORMATIONS™

Cloud Kits

Formations Cloud Kits Make it Easy to Create Unique Ceiling Designs

1 Start by choosing the FORMATIONS cloud type that fits your design vision.

CLOUD TYPE	DESCRIPTION
	<p>FORMATIONS™ Curves</p>  <ul style="list-style-type: none"> • Soften and quiet an open room design by adding a few curves. • 16 suspension system/trim colors • 3 standard trim heights • 16 shapes and sizes
	<p>FORMATIONS™ Squares/Rectangles</p>  <ul style="list-style-type: none"> • Create a bold, captivating ceiling design with outstanding sound absorption. • 16 suspension system/trim colors • 3 standard trim heights • 15 shapes and sizes
	<p>FORMATIONS™ Staggered</p>  <ul style="list-style-type: none"> • Create visually interesting clouds the easy way. • 16 suspension system/trim colors • 3 standard trim heights • 78 shapes and sizes
	<p>FORMATIONS™ Planks</p>  <ul style="list-style-type: none"> • Reduce the amount of visible suspension and create a sleek, clean look. • 16 suspension system/trim colors • 3 standard trim heights • 30 shapes and sizes
	<p>FORMATIONS™ for Drywall</p>  <ul style="list-style-type: none"> • Improved floating visual compared to field constructed track and channeled clouds. • 3 standard trim heights • 21 shapes and sizes

FORMATIONS™ Cloud Kits

2 Select a ceiling panel that works with your cloud.

ACOUSTICAL PANELS Due to printing limitations, shade may vary from actual product.

Curves

ULTIMA® Tegular and Vector® Panels



ULTIMA
Tegular & Vector

NOTE: ULTIMA Vector is the only available factory-cut curved panel. Other 2' x 2' mineral fiber/fiberglass panels may be used but may require field cutting.

For other non-standard acoustical options, see pages 20-21.

Staggered & Planks

OPTIMA® Vector® Panels



OPTIMA
Vector

Squares

CALLA®/LYRA®/OPTIMA/ULTIMA/CIRRUS®/CORTEGA®/DUNE™/FINE FISSURED™ Tegular, Vector®, and Square Lay-in Panels



CALLA
Square Lay-in,
Tegular & Vector



LYRA
Tegular &
Vector



OPTIMA
Tegular &
Vector



ULTIMA
Tegular &
Vector



CIRRUS
Tegular



CORTEGA
Tegular



DUNE
Tegular



FINE FISSURED
Tegular

new LYRA® PB Square Tegular Panels



Brown Sugar
Walnut
(WBS)



Toffee
Chestnut
(WTC)



Vanilla
Ash
(WVA)



Honey
Oak
(WHO)



Earl Grey
Teak
(WGT)



Coconut
Birch
(WCB)



Bourbon
Cherry
(WBC)



Dark Mocha
Walnut
(WMW)

METALWORKS™ Square Tegular and Vector Panels



Micro-
perforated



Extra Micro-
perforated



White
(WH)



Silver Grey
(SG)



Gun Metal
Grey (MY)



Effects Cherry
(FXCH)



Effects Dark
Cherry (FXDC)



Effects Walnut
(FXWN)



Effects Oak
(FXOK)



Effects Walnut
Espresso (FXWE)

new Effects™ Bold (Interior, Exterior)



Effects
Sea Salt
(FXSS, FXSS2)



Effects
Ginger
(FXGR, FXGR2)



Effects
Nutmeg
(FXNM, FXNM2)



Effects
Poppy Seed
(FXPS, FXPS2)



Effects
Peppercorn
(FXPC, FXPC2)



Effects
Almond
(FXAL, FXAL2)



Effects
Sesame
(FXSE, FXSE2)



Effects
Macadamia
(FXMA, FXMA2)



Effects
Cinnamon
(FXCM, FXCM2)



Effects
Flax
(FXFL, FXFL2)



Effects Cocoa
Bean
(FXCB, FXCB2)



Effects
Coriander
(FXCO, FXCO2)

new Effects™ Subtle (Interior, Exterior)

NOTE: Effects colors are only available for unperforated and extra microperforated panels.

ACCENT PANELS Due to printing limitations, shade may vary from actual product.

Squares

METALWORKS Tin Tegular and Vector Panels (10 available)



White
(TWH)



Chrome
(TAM)



Lacquered
Steel (TLS)



Copper
(TCP)

METALWORKS Mesh Lay-in Panels (24 available)



White
(TWH)



Silver Grey
(SG)



Gun Metal
Grey (MY)



Tech Black
(BL)



Nickle Chrome
(NC)



Bronze
(BZ)



Copper
(CP)

INFUSIONS® Lay-in Panels

Lay-in Color Choices (21 available)



Natural Linen
(TNL)*



Caribbean
Renewal (TAR)



Clear Arbor
(TCA)



Blue Arbor
(TBA)

WOODWORKS® Grille Tegular Panels (3 panel designs)

WOODWORKS® Open Cell Vector Panels (5 panel designs)



Grille Maple
(GMP)



Grille Light
Cherry (GLC)



Grille Dark
Cherry (GDC)



Grille Walnut
(GWN)


*Color may vary panel to panel

NOTE: For a complete list of panels, visit armstrongceilings.com/metalworks; armstrongceilings.com/infusions; armstrongceilings.com/woodworks

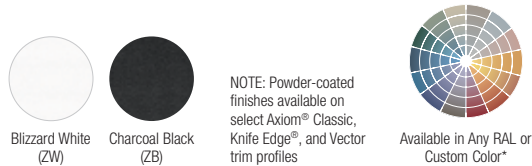
3 Select your suspension system and trim colors.

COLOR SELECTION Due to printing limitations, shade may vary from actual product.

Standard



POWDER-COATED FINISHES




* Colors that are pre-qualified to meet Sustain™ portfolio requirements are available upon request. Other made-to-order colors must be evaluated if sustainability criteria is required. Lead time will increase.

NOTE: 360° paint finishes and custom colors available as special order.

† Use BL suffix for suspension systems and Axiom

SUSPENSION SYSTEMS



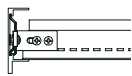
PRELUDE® 15/16" suspension system included in all kits (except Drywall)

Drywall 1-1/2" suspension system

4 Select your AXIOM® trim profile and height.

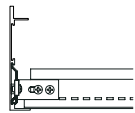
AXIOM® TRIM TYPES

AXIOM® Vector® for FORMATIONS™



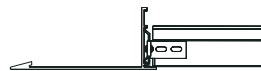
2", 4", and 6" heights

AXIOM® Vector® (Inverted) for FORMATIONS™



2", 4", and 6" heights

AXIOM® Knife Edge® for FORMATIONS™



AXIOM® Knife Edge® Vector® for FORMATIONS™



AXIOM TRIM PROFILE OPTIONS



AXIOM® for FORMATIONS™ Vector® trim (available in 2", 4", and 6" heights)



Vector panel with AXIOM® for FORMATIONS™ Vector® trim (available in 2", 4", and 6" heights)



Tegular panel with inverted AXIOM® for FORMATIONS™ Vector® trim (available in 2", 4", and 6" heights)



Tegular panel with AXIOM® for FORMATIONS™ Knife Edge® for Vector® trim



Vector panel with AXIOM® for FORMATIONS™ Knife Edge® for Vector® trim

















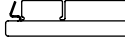
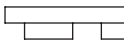

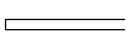
AXIOM® trims and transitions customer service is available to help with your project from start to finish. Call 877 276-7876..

View installation videos or download CAD, Revit®, and SketchUp® files at armstrongceilings.com/ formations

FORMATIONS™ Cloud Kits

COMPATIBLE CEILING PANELS

Trim Choices:

Edge Profile	Panel	AXIOM® Vector® Available in 2", 4", and 6" heights	AXIOM® Vector® (Inverted) Available in 2", 4", and 6" heights	AXIOM® Knife Edge®	AXIOM® Knife Edge® Vector®
FORMATIONS™ Curves					
	Lay-in	–	•	–	–
	ULTIMA® Beveled Tegular	–	•	–	–
	ULTIMA® Vector (Factory-cut)	•	–	–	–
FORMATIONS™ Squares					
	Lay-in	–	•	•	–
	CALLA® Square Tegular	•	•	•	•
	CALLA® Vector (Factory-cut)	•	–	–	•
	LYRA® Square Tegular	•	•	•	•
	LYRA® Vector (Factory-cut)	•	–	–	•
	OPTIMA® Square Tegular	•	•	•	•
	OPTIMA® Vector (Factory-cut)	•	–	–	•
	ULTIMA® Beveled Tegular	•	•	•	•
	ULTIMA® Vector (Factory-cut)	•	–	–	•
	CIRRUS®/CORTEGA®/DUNE™/ FINE FISSURED™ Angled Tegular	–	•	•	–
	ULTIMA® Health Zone™ Create!™ Square Lay-in	–	•	•	–
	METALWORKS™ Square Tegular	•	•	•	•
	METALWORKS™ Vector	•	–	–	•
	WOODWORKS® Grille Tegular	•	•	•	•
	WOODWORKS® Open Cell Vector	•	–	–	–
	INFUSIONS® Lay-in	•	•	•	•
FORMATIONS™ Planks & Staggered					
	OPTIMA® Vector	•	–	–	–
FORMATIONS™ for Drywall					
	N/A	AXIOM® One-piece Drywall Trim			

FORMATIONS™ Curves Cloud Kits

5 Specify kits, colors, and panel selections.

HOW TO SPECIFY

Based on the cloud size and shape you choose, you need to specify and order the suspension and trim kit item number, the special factory-cut curved Vector® panel kit number, and any extra cartons of the infill panels you may need.

Standard circle and rounded square clouds feature 15/16" PRELUDE® suspension system and your choice of 2", 4", or 6" high AXIOM® Vector® trim.

EXAMPLE:

C4VES 0606C _ _

4" High 6' x 6' Color
AXIOM® Cloud Suffix*
Vector
Trim

Also order ULTIMA® Vector®
Curves Panel Kit: 1970

Custom options available
that include a wide range
of AXIOM® trim and suspension
system options.

* If specifying a color other than
White, remember to add the color
suffix at the end of the Suspension
Kit item number.

VISUAL SELECTION

Cloud Size		Suspension Item No. (Axiom Trim & Suspension System)
Curves		
6'	Circle	15/16" Prelude
6' x 8'	Oval	C_VES0606C _ _
6' x 10'	Oval	C_VES0608 _ _
6' x 12'	Oval	C_VES0610 _ _
6' x 14'	Oval	C_VES0612 _ _
8'	Circle	C_VES0808C _ _
8' x 8'	Rounded Square	C_VES0808 _ _
8' x 10'	Rounded Square	C_VES0810 _ _
8' x 12'	Rounded Square	C_VES0812 _ _
8' x 14'	Rounded Square	C_VES0814 _ _
10'	Circle	C_VES1010C _ _
10' x 10'	Rounded Square	C_VES1010 _ _
10' x 12'	Rounded Square	C_VES1012 _ _
10' x 14'	Rounded Square	C_VES1014 _ _
11'-5"	Circle	C_VES1212C _ _
12' x 12'	Rounded Square	C_VES1212 _ _
12' x 14'	Rounded Square	C_VES1214 _ _
14'	Circle	C_VES1414C _ _
14' x 14'	Rounded Square	C_VES1414 _ _

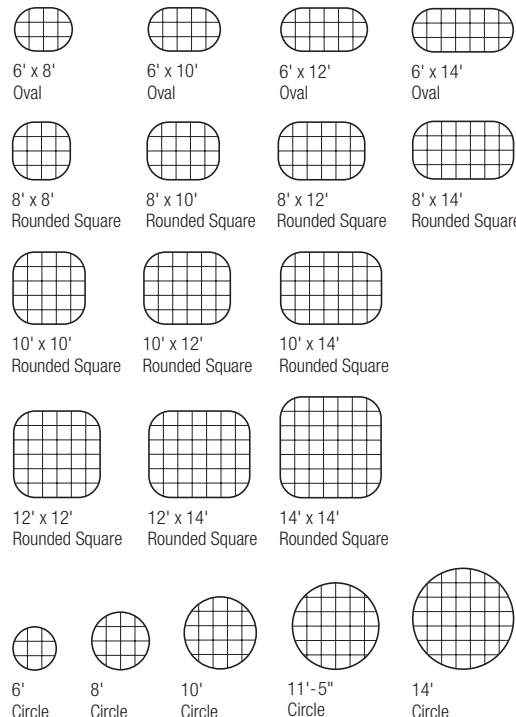
PANEL SELECTION

ULTIMA® Vector® Factory-cut Curved Panels

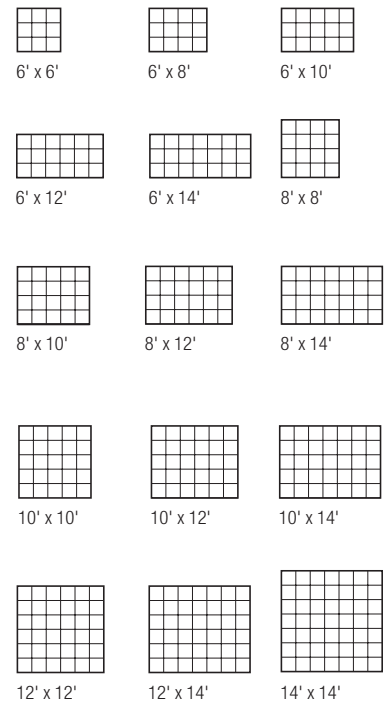
Item No.	Cartons Required	Required Extra Item 1920 2' x 2' (Ctns)
1970	1	0
1971	1	1
1971	1	1
1971	1	1
1971	1	1
1973	1	1
1972	1	1
1972	1	1
1972	1	1
1972	1	2
1974	2	1
1972	1	2
1972	1	2
1972	1	2
1975	2	2
1972	1	2
1972	1	3
1976	2	3
1972	1	4

CLOUD SHAPE AND SIZE SELECTION

Curves



Squares



FORMATIONS™ Square/Rectangle Cloud Kits

5 Specify kits, colors, and panel selections.

HOW TO SPECIFY

Based on the cloud size and shape you choose, you need to specify and order the suspension and trim kit item number and the panel item number you select.

Standard square and rectangle clouds feature 15/16" PRELUDE® suspension system and your choice of 2", 4", or 6" high AXIOM® Vector® trim, AXIOM® Knife Edge® Tegular or Vector® trim.

EXAMPLE:

C4VEA 0606 __ __

4" High 6' x 6' Color
AXIOM® Cloud Suffix*
Vector
Trim

Also order OPTIMA® Vector® Squares Panel Kit: 3900 (2' x 2' panels – 1 carton).

Custom options available that include a wide range of AXIOM® trim and suspension system options.

* If specifying a color other than White, remember to add the color suffix at the end of the Suspension Kit item number.

VISUAL SELECTION

Cloud Size	AXIOM® Profile	Suspension Item No. (AXIOM® Trim & Suspension System)
Squares/Rectangles 15/16" Prelude		
6' x 6'	Vector®	C _ VEA0606 __ __
	Knife Edge® Tegular	CKETA0606 __ __
6' x 8'	Vector®	C _ VEA0608 __ __
	Knife Edge® Tegular	CKETA0608 __ __
6' x 10'	Vector®	C _ VEA0610 __ __
	Knife Edge® Tegular	CKETA0610 __ __
6' x 12'	Vector®	C _ VEA0612 __ __
	Knife Edge® Tegular	CKETA0612 __ __
6' x 14'	Vector®	C _ VEA0614 __ __
	Knife Edge® Tegular	CKETA0614 __ __
8' x 8'	Vector®	C _ VEA0808 __ __
	Knife Edge® Tegular	CKETA0808 __ __
8' x 10'	Vector®	C _ VEA0810 __ __
	Knife Edge® Tegular	CKETA0810 __ __
8' x 12'	Vector®	C _ VEA0812 __ __
	Knife Edge® Tegular	CKETA0812 __ __
8' x 14'	Vector®	C _ VEA0814 __ __
	Knife Edge® Tegular	CKETA0814 __ __
10' x 10'	Vector®	C _ VEA1010 __ __
	Knife Edge® Tegular	CKETA1010 __ __
10' x 12'	Vector®	C _ VEA1012 __ __
	Knife Edge® Tegular	CKETA1012 __ __
10' x 14'	Vector®	C _ VEA1014 __ __
	Knife Edge® Tegular	CKETA1014 __ __
12' x 12'	Vector®	C _ VEA1212 __ __
	Knife Edge® Tegular	CKETA1212 __ __
12' x 14'	Vector®	C _ VEA1214 __ __
	Knife Edge® Tegular	CKETA1214 __ __
14' x 14'	Vector®	C _ VEA1414 __ __
	Knife Edge® Tegular	CKETA1414 __ __

PANEL SELECTION

OPTIMA® Vector Panels	ULTIMA® Vector Panels	OPTIMA® Tegular Panels	ULTIMA® Tegular Panels
Item 3900 (Ctns)	Item 1920 (Ctns)	Item 3250 (Ctns)	Item 1911 (Ctns)
1	1	1*	1*
–	–	1	1
1	1	–	–
1	1	1*	1*
–	–	1	1
1	1	–	–
2	2	2*	2*
–	–	2	2
2	2	–	–
2	2	2*	2*
–	–	2	2
2	2	–	–
2	2	2*	2*
–	–	2	2
2	2	–	–
2	2	2*	2*
–	–	2	2
2	2	–	–
2	2	2*	2*
–	–	2	2
2	2	–	–
3	3	3*	3*
–	–	3	3
3	3	–	–
3	3	3*	3*
–	–	3	3
3	3	–	–
3	3	3*	3*
–	–	3	3
3	3	–	–
4	4	4*	4*
–	–	4	4
4	4	–	–
5	5	5*	5*
–	–	5	5
5	5	–	–

MORE PANEL OPTIONS

Place these panel orders with Armstrong Customer Service - 1 877 276 7876

Panel options featured on pg. 7

- CALLA®
- CIRRUS®
- CORTEGA®
- DUNE™
- FINE FISSURED™
- LYRA® / LYRA® Vector®
- ULTIMA® Health Zone™ Create!™
- METALWORKS™ Tegular
- METALWORKS™ Vector®
- METALWORKS™ Tin
- METALWORKS™ Mesh
- INFUSIONS®
- WOODWORKS® Grille
- WOODWORKS® Open Cell



* These items use AXIOM® for FORMATIONS™ Vector® trim (inverted).

FORMATIONS™ Staggered Cloud Kits

5 Specify kits, colors, and panel selections.

HOW TO SPECIFY

Based on the cloud size and shape you choose, you need to specify and order the suspension and trim kit item number and the panel item numbers you select.

Standard staggered clouds feature 15/16" PRELUDE® suspension system and your choice of 2", 4", or 6" high AXIOM® Vector® trim.

EXAMPLE:

0606 V2A 1222V

6' x 6' 2" High 1' x 2' /
Cloud AXIOM® 2' x 2'
Vector OPTIMA®
Trim Vector
Panels

Also order OPTIMA® Vector® Staggered Panel Kits: 3903 (1' x 2' panels – 1 carton) and 3900 (2' x 2' panels – 1 carton).

* Formations™ Staggered Cloud Kits are available in white only. For colors, contact customer service at 1 800 840 8521.

VISUAL SELECTION

Cloud Size	Suspension Item No. (AXIOM® Trim & Suspension System)
Staggered	15/16" Prelude
6' x 6'	0606V _ A _ _ _ _ V
6' x 8'	0608V _ A _ _ _ _ V
6' x 10'	0610V _ A _ _ _ _ V
6' x 12'	0612V _ A _ _ _ _ V
6' x 14'	0614V _ A _ _ _ _ V
6' x 16'	0616V _ A _ _ _ _ V
8' x 6'	0806V _ A _ _ _ _ V
8' x 8'	0808V _ A _ _ _ _ V
8' x 10'	0810V _ A _ _ _ _ V
8' x 12'	0812V _ A _ _ _ _ V
8' x 14'	0814V _ A _ _ _ _ V
8' x 16'	0816V _ A _ _ _ _ V
10' x 6'	1006V _ A _ _ _ _ V
10' x 8'	1008V _ A _ _ _ _ V
10' x 10'	1010V _ A _ _ _ _ V
10' x 12'	1012V _ A _ _ _ _ V
10' x 14'	1014V _ A _ _ _ _ V
10' x 16'	1016V _ A _ _ _ _ V
12' x 6'	1206V _ A _ _ _ _ V
12' x 8'	1208V _ A _ _ _ _ V
12' x 10'	1210V _ A _ _ _ _ V
12' x 12'	1212V _ A _ _ _ _ V
12' x 14'	1214V _ A _ _ _ _ V
12' x 16'	1216V _ A _ _ _ _ V
16' x 6'	1606V _ A _ _ _ _ V
16' x 8'	1608V _ A _ _ _ _ V
16' x 10'	1610V _ A _ _ _ _ V
16' x 12'	1612V _ A _ _ _ _ V
16' x 14'	1614V _ A _ _ _ _ V
16' x 16'	1616V _ A _ _ _ _ V

PANEL SELECTION

OPTIMA® Vector® Panels	1' x 2' / 2' x 2'	2' x 2' / 2' x 4'	2' x 4' / 2' x 8'
	Item 3903 / 3900 (Ctns)	Item 3900 / 3908 (Ctns)	Item 3908 / 3907 (Ctns)
	1 / 1	1 / 1	–
	1 / 1	1 / 1	–
	1 / 1	1 / 1	–
	1 / 1	1 / 1	–
	1 / 1	1 / 1	–
	2 / 2	1 / 1	–
	1 / 1	1 / 1	–
	1 / 1	1 / 1	–
	1 / 1	1 / 1	–
	2 / 2	2 / 2	–
	2 / 2	2 / 1	–
	2 / 2	2 / 1	–
	1 / 1	1 / 1	–
	1 / 1	1 / 1	–
	2 / 2	2 / 1	–
	2 / 2	2 / 2	–
	2 / 2	2 / 2	–
	2 / 2	2 / 2	–
	2 / 2	2 / 2	–
	2 / 2	2 / 2	–
	2 / 2	2 / 2	–
	2 / 2	2 / 2	–
	2 / 2	2 / 2	–
	2 / 2	2 / 2	–
	3 / 3	2 / 2	–
	2 / 2	2 / 2	1 / 1
	2 / 2	2 / 2	2 / 2
	2 / 2	3 / 2	2 / 2
	3 / 3	3 / 2	2 / 2
	3 / 3	3 / 2	2 / 2
	3 / 3	1 / 1	2 / 2



AXIOM® trims and transitions customer service is available to help with your project from start to finish. Call 877 276-7876.


View installation videos or download CAD, Revit®, and SketchUp® files at armstrongceilings.com/formations

FORMATIONS™

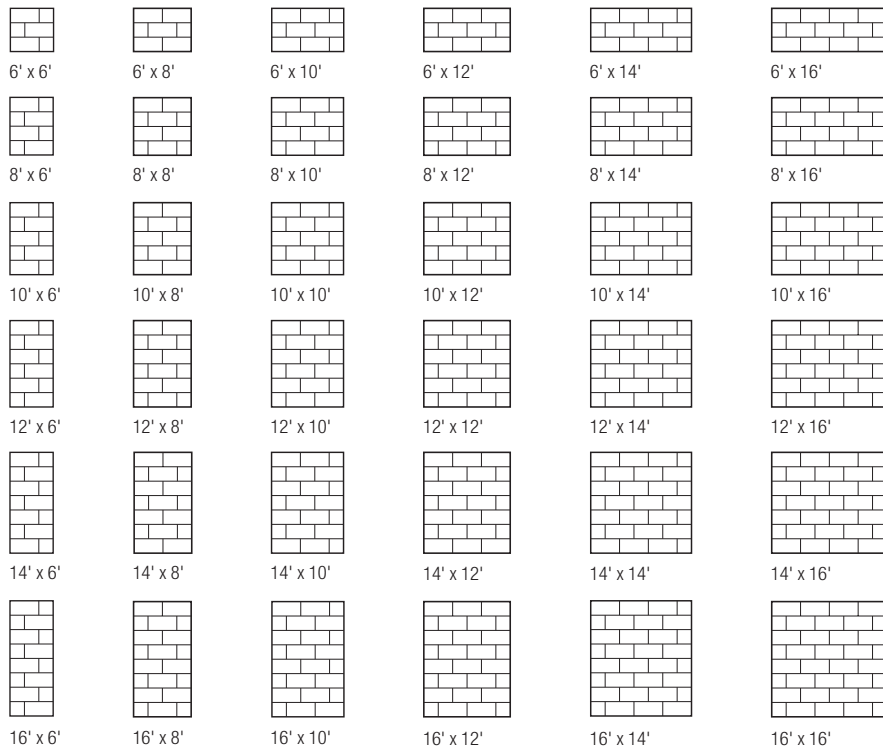
Staggered Cloud Kits

STAGGERED CLOUD SHAPE AND SIZE SELECTION

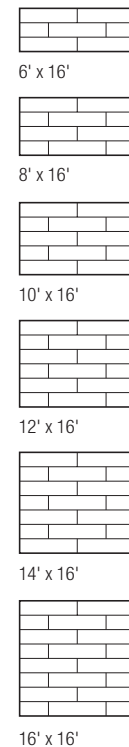
1' x 2' / 2' x 2' Panels



2' x 2' / 2' x 4' Panels



2' x 4' / 2' x 8' Panels



FORMATIONS™ Planks Cloud Kits

5 Specify kits, colors, and panel selections.

HOW TO SPECIFY

Based on the cloud size and shape you choose, you need to specify and order the suspension and trim kit item number and the panel item number you select.

Standard plank clouds feature 15/16" PRELUDE® suspension system and your choice of 2", 4", or 6" high AXIOM® Vector® trim.

EXAMPLE:

1210 V4P 26V

12' x 10' 4" High 2' x 6' Cloud AXIOM® OPTIMA® Vector Vector Trim Panels

Also order OPTIMA® Vector® Plank Panel Kit: 3906 (2' x 6' – 1 carton).

* Formations™ Planks Cloud Kits are available in white only. For colors, contact customer service at 1 800 840 8521.

VISUAL SELECTION

Cloud Size	Suspension Item No. (AXIOM® Vector® Trim & Suspension System)
Planks	15/16" Prelude
8' x 6'	0806V _ P24V
8' x 8'	0808V _ P24V
8' x 10'	0810V _ P24V
8' x 12'	0812V _ P24V
8' x 14'	0814V _ P24V
8' x 16'	0816V _ P24V
12' x 6'	1206V _ P __ V
12' x 8'	1208V _ P __ V
12' x 10'	1210V _ P __ V
12' x 12'	1212V _ P __ V
12' x 14'	1214V _ P __ V
12' x 16'	1216V _ P __ V
16' x 6'	1606V _ P __ V
16' x 8'	1608V _ P __ V
16' x 10'	1610V _ P __ V
16' x 12'	1612V _ P __ V
16' x 14'	1614V _ P __ V
16' x 16'	1616V _ P __ V



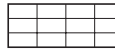





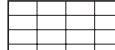





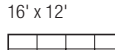



PANEL SELECTION

OPTIMA® Vector® Panels







	2' x 4'	2' x 6'	2' x 8'
	Item 3908 (Ctns)	Item 3906 (Ctns)	Item 3907 (Ctns)
8' x 6'	1	–	–
8' x 8'	1	–	–
8' x 10'	1	–	–
8' x 12'	2	–	–
8' x 14'	2	–	–
8' x 16'	2	–	–
12' x 6'	1	2	1
12' x 8'	2	2	2
12' x 10'	2	2	2
12' x 12'	2	3	2
12' x 14'	2	3	2
12' x 16'	3	3	3
16' x 6'	2	–	2
16' x 8'	2	–	2
16' x 10'	2	–	2
16' x 12'	3	–	3
16' x 14'	3	–	3
16' x 16'	3	–	3

PLANKS CLOUD SHAPE AND SIZE SELECTION



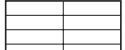



2' x 4' Panels

 8' x 6'	 12' x 6'	 16' x 6'
 8' x 8'	 12' x 8'	 16' x 8'
 8' x 10'	 12' x 10'	 16' x 10'
 8' x 12'	 12' x 12'	 16' x 12'
 8' x 14'	 12' x 14'	 16' x 14'
 8' x 16'	 12' x 16'	 16' x 16'

2' x 6' Panels

 12' x 6'
 12' x 8'
 12' x 10'
 12' x 12'
 12' x 14'
 12' x 16'

2' x 8' Panels

 16' x 6'
 16' x 8'
 16' x 10'
 16' x 12'
 16' x 14'
 16' x 16'



AXIOM® trims and transitions customer service is available to help with your project from start to finish. Call 877 276-7876.

View installation videos or download CAD, Revit®, and SketchUp® files at armstrongceilings.com/formations

FORMATIONS™ Drywall Cloud Kits

5 Specify kits.

HOW TO SPECIFY

Based on the cloud size and shape you choose, you need to specify and order the suspension and trim kit item number. FORMATIONS™ drywall cloud kits are only compatible with 5/8" thick drywall.

Standard drywall cloud kits feature your choice of 2", 4", or 6" high unfinished AXIOM® drywall trim for easy on-site painting.

EXAMPLE:

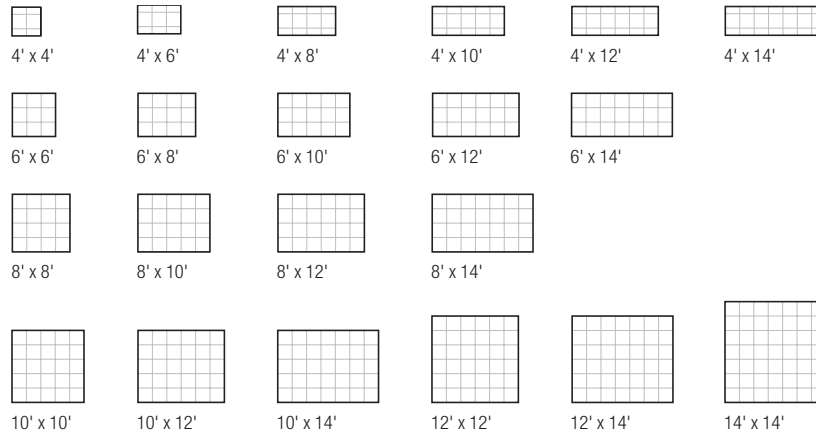
0404D A1P6UF

4' x 4'	6" High
Drywall	AXIOM®
Cloud	One-piece
	Drywall
	Trim
	Unfinished

VISUAL SELECTION

Cloud Size	Suspension Item No. <small>(AXIOM® Trim & Suspension System)</small>	Cloud Size	Suspension Item No. <small>(AXIOM® Trim & Suspension System)</small>
Drywall	1-1/2" Drywall Grid	Drywall	1-1/2" Drywall Grid
4' x 4'	0404DA1P_UF	8' x 8'	0808DA1P_UF
4' x 6'	0406DA1P_UF	8' x 10'	0810DA1P_UF
4' x 8'	0408DA1P_UF	8' x 12'	0812DA1P_UF
4' x 10'	0410DA1P_UF	8' x 14'	0814DA1P_UF
4' x 12'	0412DA1P_UF	10' x 10'	1010DA1P_UF
4' x 14'	0414DA1P_UF	10' x 12'	1012DA1P_UF
6' x 6'	0606DA1P_UF	10' x 14'	1014DA1P_UF
6' x 8'	0608DA1P_UF	12' x 12'	1212DA1P_UF
6' x 10'	0610DA1P_UF	12' x 14'	1214DA1P_UF
6' x 12'	0612DA1P_UF	14' x 14'	1414DA1P_UF
6' x 14'	0614DA1P_UF		

DRYWALL CLOUD SHAPE AND SIZE SELECTION

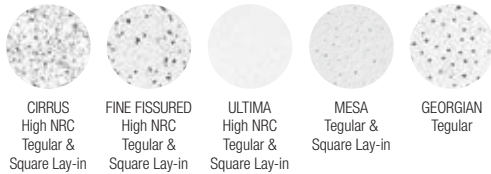


FORMATIONS™ Custom Cloud Kits

Size, panels, color, suspension, and trim – it's all up to you!

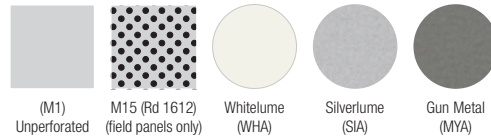
CEILING PANELS Due to printing limitations, shade may vary from actual product.

CIRRUS® High NRC/FINE FISSURED™ High NRC/ULTIMA® High NRC/MESA™/GEORGIAN™ Tegular and Square Lay-in Panels*




* Choose from any Armstrong Mineral Fiber/Fiberglass ceiling panel to use with your Formations Custom Cloud Kit – at left are some frequently used options.

METALWORKS™ TechZone® Tegular Panels



METALWORKS 3D Tegular Panels



METALWORKS Open Cell Lay-in Panels



Natural Reflections Laminate Finishes



SUSPENSION SYSTEM / AXIOM® TRIM COLOR SELECTION

Standard



POWDER-COATED FINISHES

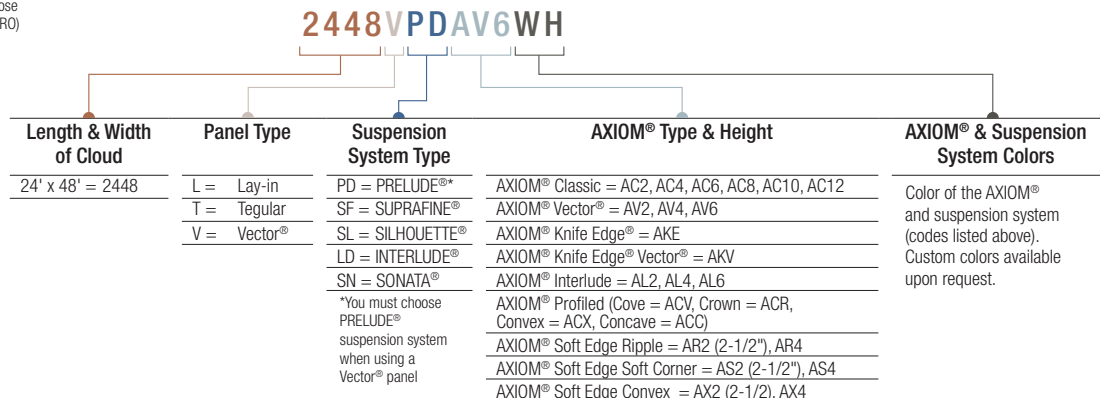
NOTE: Powder-coated finishes available on select Axiom® Classic, Knife Edge®, and Vector trim profiles

* Colors that are pre-qualified to meet Sustain™ portfolio requirements are available upon request. Other made-to-order colors must be evaluated if sustainability criteria is required. Lead time will increase.
NOTE: 360° paint finishes and custom colors available as special order.

NOTE: If specifying a color other than White for Curves, Squares, Planks, or Staggered Clouds, remember to add the color suffix at the end of the suspension kit item number.

HOW TO SPECIFY CUSTOM KITS

Because each cloud can be so unique, there are no predetermined item numbers. Here's an example of how to develop an item number for a specification or order:



TAKE THE NEXT STEP

877 276-7876

Customer Service Representatives
7:45 a.m. to 5:00 p.m. EST
Monday through Friday

TechLine – Technical information, detail drawings,
CAD design assistance, installation information,
other technical services – 8:00 a.m. to 5:30 p.m. EST,
Monday through Friday. FAX 1 800 572 8324
or email: techline@armstrongceilings.com

armstrongceilings.com/commercial

Latest product news
Standard and custom product information
Online catalog
CAD, Revit®, SketchUp® files
A Ceiling for Every Space® Visual Selection Tool
Product literature and samples – express service
or regular delivery
Contacts – reps, where to buy, who will install



armstrongceilings.com/projectworks

The power of ProjectWorks® Design and
Pre-Construction Service

Mix and match different sizes, shapes, colors,
and materials to reinvent your standard, specialty,
or custom ceiling.

Visit our pattern gallery online to see ideas for your
next project at armstrongceilings.com/patterngallery

Contact your local representative to get a
design started! Not sure who your local rep is?

Visit armstrongceilings.com/findarep

LEED® is a registered trademark of the U.S. Green Building Council
Revit® is a registered trademark of Autodesk, Inc.
SketchUp® is a registered trademark of Trimble, Inc.
All other trademarks used herein are the property of AWI Licensing LLC and/or its affiliates
© 2022 AWI Licensing LLC • Printed in the United States of America

armstrongceilings.com/formations

