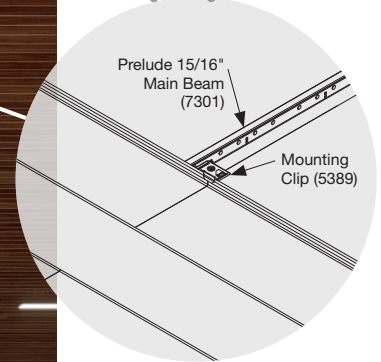


CAD/Revit® drawings at:  
armstrongceilings.com/cadrevit




WoodWorks® Linear Veneered Closed nominal 6" x 96" planks with a beveled edge profile in Quartered Walnut

Standard linear design with three edge profile options offer a variety of visuals that are easy to spec and order.

**KEY SELECTION ATTRIBUTES**

- Standard veneered planks in two widths: nominal 4" and 6" wide with three edge profiles: notched, beveled, and square (no reveal)
- Standard veneers feature various species and cuts for beautiful wood visuals
- ASTM E84 Class A Fire Performance
- The natural warmth of wood can contribute to biophilic designs and building certification standards like the WELL™ v2 "Nature and Place" feature
- Select products included in the FAST134 program – ready to ship in 4 weeks or less
- Complete standard system from one manufacturer, including panels, suspension system, clips, and trim options
- USDA Biobased content: 100%
- FSC® certified wood available as a premium option
- CleanAssure™ family of products includes disinfectable panels, suspension systems, and trim

**EDGE PROFILE DETAIL** Shown in Plain Slice Cherry veneer.



Square (No Reveal)

Beveled

Notched

energy management	construction waste mgmt.	regional materials	design for flexibility	EPD	recyclable/extended producer resp.	biobased materials	FSC® (for wood)	recycled content	sourcing of raw materials	material ingredient reporting	low emitting materials	lighting quality	acoustics
LOCATION DEPENDENT				PREMIUM OPTION				WITH INFILL PANEL					

**FINISH RANGES**


The carefully curated species and veneer cut offer a beautiful natural variation. The images here reflect the visual range that is likely within our product. Darkest to lightest tones may occur within an installation due to the character of wood.



Plain Slice White Maple (NWM)



Plain Slice White Ash (NWA)



Vertical Grain Fir (NWF)



Rift White Oak (NRO)



Plain Slice White Oak (NOK)



Plain Slice Cherry (NPC)



Quartered Mahogany (NGM)



Quartered Sapele (NGS)




Quartered Walnut (NGW)



Plain Slice Walnut (NWN)

**CUSTOM FINISHES**




Custom Wood Species and Finishes Available

**LEGACY VENEERS**

Natural Variations™  
Plain Slice



Maple (NMP)



Light Cherry (NLC)

Constants™  
Vertical Grain



Walnut (CWA)



Redux Wood Wheat (CRW)

Due to printing limitations, shade may vary from actual product.



**WOODWORKS® Linear**  
Veneered Closed

USDA  
CERTIFIED  
BIOBASED  
PRODUCT  
PRODUCT 100%

LEED® WELL™ LBC

80% RECYCLED CONTENT

- energy management
- construction waste mgmt
- regional materials
- design for flexibility
- EPD
- recyclables/extended producer resp.
- biobased materials
- FSC® (for wood)
- recycled content
- sourcing of raw materials
- material ingredient reporting
- low emitting materials
- lighting quality
- acoustics

For LEED contribution contact TechLine

- PREMIUM OPTION
- WITH INFILL PANEL

VISUAL SELECTION

Item No. ◆	Description	O.C. Width	Edge Profile	LBS/SF
WoodWorks® Linear Veneered Closed	6384F01E1W1_ ___ Nominal 4" Plank 4 × 96 × 3/4"	3.62"	Square	2.94
	6386F01E1W1_ ___ Nominal 6" Plank 6 × 96 × 3/4"	5.62"		
	6384F01E2W1_ ___ Nominal 4" Plank 4 × 96 × 3/4"	3.62"	Beveled	2.94
	6386F01E2W1_ ___ Nominal 6" Plank 6 × 96 × 3/4"	5.62"		
	6384F01E3W1_ ___ Nominal 4" Plank 4 × 96 × 3/4"	3.62"	Notched	2.94
	6386F01E3W1_ ___ Nominal 6" Plank 6 × 96 × 3/4"	5.62"		

**FAST**  
4 WEEKS  
or Less

FAST134 program items ready to ship from manufacturer in 4 weeks or less. Up-to-date lead times and product options (sizes and colors) at [armstrongceilings.com/fast134](http://armstrongceilings.com/fast134)

Item No. ◆	Description	O.C. Width	Edge Profile	LBS/SF
WoodWorks Linear Veneered Closed FSC® certified*	6384F02E1W1_ ___ FSC-certified Nominal 4" Plank 4 × 96 × 3/4"	3.62"	Square	2.94
	6386F02E1W1_ ___ FSC-certified Nominal 6" Plank 6 × 96 × 3/4"	5.62"		
	6384F02E2W1_ ___ FSC-certified Nominal 4" Plank 4 × 96 × 3/4"	3.62"	Beveled	2.94
	6386F02E2W1_ ___ FSC-certified Nominal 6" Plank 6 × 96 × 3/4"	5.62"		
	6384F02E3W1_ ___ FSC-certified Nominal 4" Plank 4 × 96 × 3/4"	3.62"	Notched	2.94
	6386F02E3W1_ ___ FSC-certified Nominal 6" Plank 6 × 96 × 3/4"	5.62"		



◆ When specifying or ordering, include the appropriate 3-letter veneer suffix (e.g., 6386F01E1W1 **N W M**)  
\* FSC-certified wood is a premium option available through ASQuote.

PERFORMANCE Dots represent high level of performance.

CleanAssure™ Disinfectable Panels		
Fog	Spray	Wipe
•	•	•
•	•	•
•	•	•

ACCESSORIES

Item No. ◆◆	Description	Dimensions Nominal W x L x H (inches)	Color	Pcs/Ctn
Suspension Systems	7301 Prelude® XL® 12" HD Main Beam	15/16 × 144 × 1-11/16"	White	20
	XL8320BL Prelude XL 2" Cross Tee	15/16 × 144 × 1-11/16"	White	60
	7805BL 1-1/2" Angle Molding	1-1/2 × 120 × 1-1/2"	Black	30
	7823BL Shadow Molding (Seismic)	7/8 × 144 × 7/8"	White	30
	7891 12-Gauge Hanger Wire	144" Length	Mill Finish	140
	5389 Mounting Clip	N/A	Black	250
Accessories	7100 Heavy-duty Wall Anchor (Seismic)	1-1/4 × 3 × 1"	Mill Finish	50
	7870 Spring Border Clips	N/A	Mill Finish	1000
Perimeter Trim	6481F01W1H4_ ___ 4" Veneered Trim with 4 Clips – Item 5925 (With Faux Wood Edgebanding on Long Edges)	4 × 96 × 3/4"	All Veneers	N/A
	6481F01W1H6_ ___ 6" Veneered Trim with 4 Clips – Item 5925 (With Faux Wood Edgebanding on long edges)	6 × 96 × 3/4"	All Veneers	N/A
	6481F01W1H8_ ___ 8" Veneered Trim with 4 Clips – Item 5925 (With Faux Wood Edgebanding on Long Edges)	8 × 96 × 3/4"	All Veneers	N/A
	5925 Replacement Trim Clips	N/A	Mill Finish	25
	7239 Adjustable Trim Clip	N/A	Mill Finish	50
	AXSJ Axiom® Slip Joint	2 × 120 × 2-1/4"	N/A	10 LF
	AX_VESTR_ ___ Axiom Vector Straight Trim - Recommend in Black 6" and up	N/A	Silver Grey, Black, Gun Metal	10 LF
	AX_VECUR_ ___ Axiom Vector Curved Trim - Recommend in Black 6" and up	N/A	Silver Grey, Black, Gun Metal	10 LF
	6408_ ___ WoodWorks Edgebanding Coordinating Faux Wood	3/4" × 300"	All Veneers	25 LF
FSC-certified Premium Trim*	6481F02W1H4_ ___ 4" FSC Veneered Trim with 4 Clips – Item 5925 (With Faux Wood Edgebanding on Long Edges)	4 × 96 × 3/4"	All Veneers	N/A
	6481F02W1H6_ ___ 6" FSC Veneered Trim with 4 Clips – Item 5925 (With Faux Wood Edgebanding on long edges)	6 × 96 × 3/4"	All Veneers	N/A
	6481F02W1H8_ ___ 8" FSC Veneered Trim with 4 Clips – Item 5925 (With Faux Wood Edgebanding on Long Edges)	8 × 96 × 3/4"	All Veneers	N/A

When ordering suspension system materials, please note that this product requires Prelude® XL® HD (Heavy-duty) 15/16" main beams.  
◆◆ When specifying or ordering please include the 3-letter veneer suffix that coordinates with your WoodWorks ceiling; (e.g., 6481F01W1H4 **N W M**).  
NOTE: Refer to installation instructions at [armstrongceilings.com/installation](http://armstrongceilings.com/installation) for a better understanding of suspension system requirements.

TechLine 877 276-7876  
[armstrongceilings.com/woodworkslinear](http://armstrongceilings.com/woodworkslinear)

**Armstrong®**  
World Industries



WOODWORKS® – Standard

