

AXIOM® Light Covers Indirect Light Ledge

Trim
straight



SUSTAIN®
High Performance
Sustainable
Ceiling Systems



Axiom® Indirect Light Ledge

Axiom® Indirect Light Ledge offers a low profile light ledge cove with predictable lighting performance, which easily integrates with a 5/8" drywall board.

KEY SELECTION ATTRIBUTES

- Axiom® Indirect Light Ledge offers predictable lighting performance
- Axiom Indirect Light Ledge is part of the Sustain™ portfolio and meets the most stringent industry sustainability compliance standards today
- CleanAssure™ family of products – includes disinfectable panels, suspension systems, and trim
- With our lighting partners, this pre-engineered solution offers a variety of options with both Ceiling-to-Wall and Ceiling-to-Ceiling light ledges
- 10-Year Limited Warranty, 30-Year System Warranty

LIGHTING FIXTURES

Compatible with Axis Lighting and Vode® Lighting.



COLOR



White
(WH)

AXIOM® Light Covers Indirect Light Ledge

Trim
straight



LEED WELL™ LBC

50% RECYCLED CONTENT

energy management, construction waste mgmt, regional materials, design for flexibility, EPD, recyclable/producer resp., bio-based materials, recycled content, sourcing of raw materials, material ingredient reporting, low emitting materials, lighting quality, acoustics

Calculate sustainability with Green Genie armstrongceilings.com/greengenie

Well Building Standard™ (WELL) Living Building Challenge® (LBC)

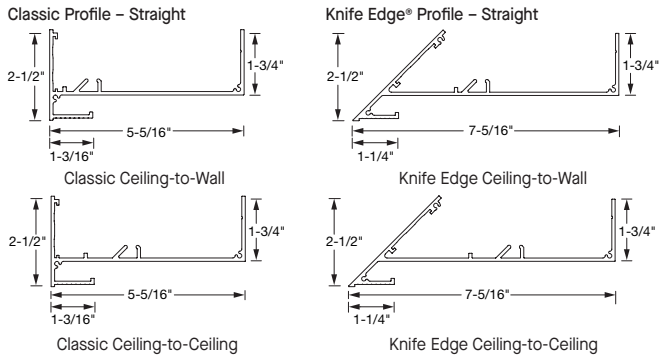
VISUAL SELECTION

STRAIGHT: Specify Indirect Light Ledge Item Number
Example: AXILLCWKD – Axiom Light Ledge, Ceiling-to-Wall, Knife Edge

Light Ledge Type	Mounting	Edge Detail
AXILL	--	--
	CC – Ceiling-to-Ceiling CW – Ceiling-to-Wall	2D – 2" Classic Edge Drywall KD – Knife Edge Drywall

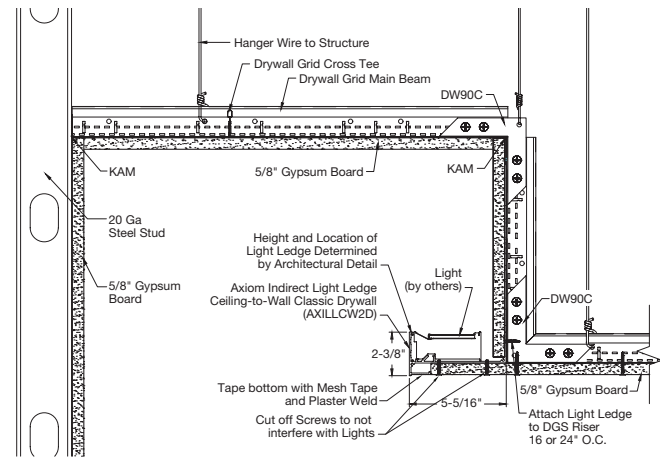
◆ Light Ledges are 10' in length

EDGE DETAILS

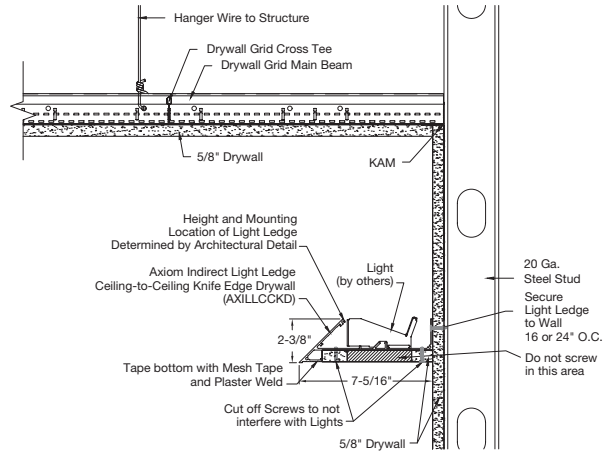


DETAILS

2" Classic Ceiling-to-Wall



Knife Edge Ceiling-to-Ceiling



VISUAL SELECTION

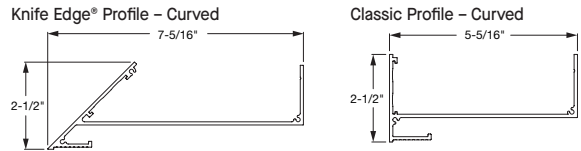
CURVES: Specify Indirect Light Ledge Curved Item Number
Example: AXILLKDCUR - Axiom Light Ledge, Knife Edge, Curved

Light Ledge Type	Edge Detail	Options
AXILL	--	--
	2D – 2" Classic Edge Drywall KD – Knife Edge Drywall	CUR CUR

MINIMUM BEND RADIUS FOR INDIRECT LIGHT LEDGE
Inside: 60" minimum
Outside: 60" minimum

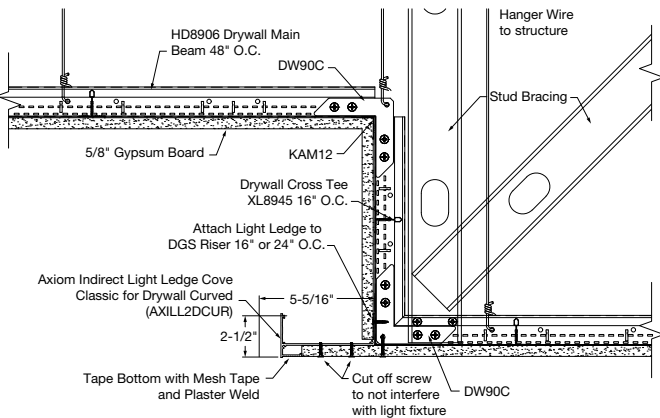
◆ Light Ledge Curves are 10' in length

EDGE DETAILS

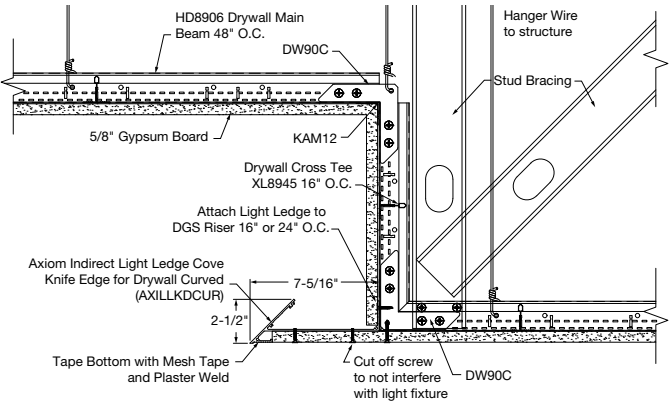


DETAILS

AXILL2DCUR



AXILLKDCUR



AXIOM® Light Covers Indirect Light Ledge

Trim
straight



Declare.



50% RECYCLED CONTENT

ALUMI-NUM

Calculate sustainability with Green Genie® armstrongceilings.com/greengenie



LOCATION DEPENDENT

Well Building Standard™ (WELL) Living Building Challenge® (LBC)

VISUAL SELECTION

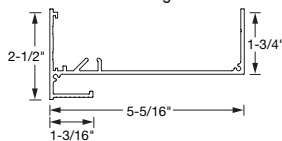
CORNERS: Specify Indirect Light Ledge Corner Item Number
(NOTE – only use this section if you need corners or end returns on your project)
Example: AXILLCWKIC – Axiom Indirect Light Ledge, Ceiling-to-Wall, Knife Edge, Inside Corner

Light Ledge Type	Mounting	Edge Detail	Options
AXILL	--	--	--
	CC – Ceiling-to-Ceiling CW – Ceiling-to-Wall	2D – 2" Classic Edge Drywall KD – Knife Edge Drywall	IC – Inside Corner OC – Outside Corner

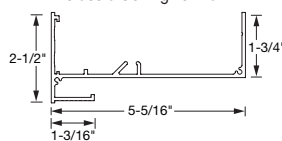
◆ Light Ledge corners are 12" in length

EDGE DETAILS

Classic Profile – Straight

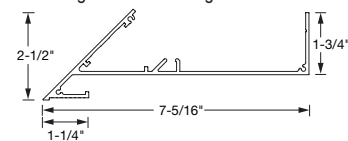


Classic Ceiling-to-Wall

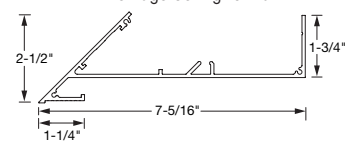


Classic Ceiling-to-Ceiling

Knife Edge® Profile – Straight



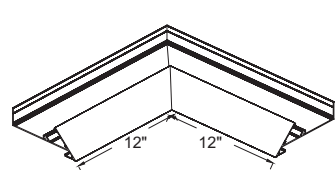
Knife Edge Ceiling-to-Wall



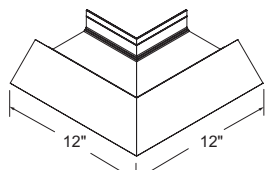
Knife Edge Ceiling-to-Ceiling

VISUAL SELECTION

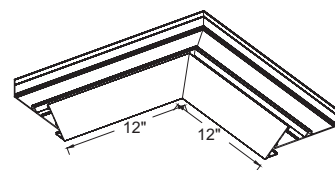
Knife Edge® Profiles – Corners



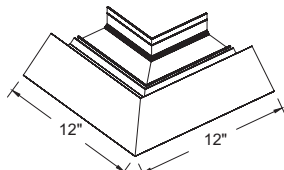
Knife Edge Ceiling-to-Wall
Inside Corner



Knife Edge Ceiling-to-Wall
Outside Corner

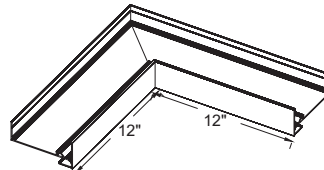


Knife Edge Ceiling-to-Ceiling
Inside Corner

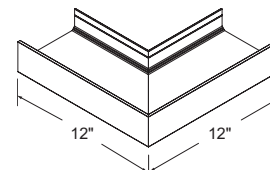


Knife Edge Ceiling-to-Ceiling
Outside Corner

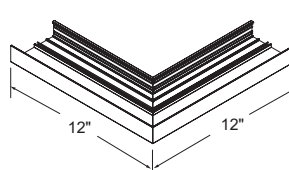
Classic Profiles – Corners



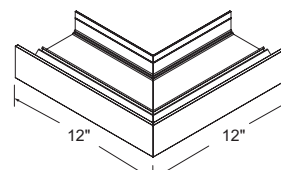
Classic Ceiling-to-Wall
Inside Corner



Classic Ceiling-to-Wall
Outside Corner

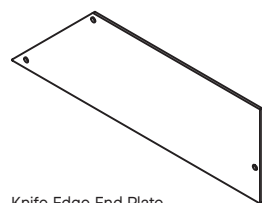


Classic Ceiling-to-Ceiling
Inside Corner

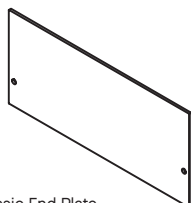


Classic Ceiling-to-Ceiling
Outside Corner

END PLATES




Knife Edge End Plate
AXILLKDEP



Classic End Plate
AXILL2DEP

ACCESSORIES

Item No.	Description
AX4SPICE	Axiom Splice Plate



TRIM & TRANSITIONS – Standard

AXIOM® Light Covers Indirect Light Ledge

Trim
straight



Declare.

LEED® WELL™ LBC

50% RECYCLED CONTENT

energy management	construction waste mgmt	regional materials	design for flexibility	ALUMI-NUM	EPD	recyclable/ biobased materials	recycled content	recycled content	low embodied carbon	low emitting/ materials	lighting quality	acoustics
✓	✓	✓	✓	✓	✓	✓	✓	✓	✓	✓	✓	✓


LOCATION DEPENDENT

Calculate sustainability with Green Genie
armstrongceilings.com/greengenie

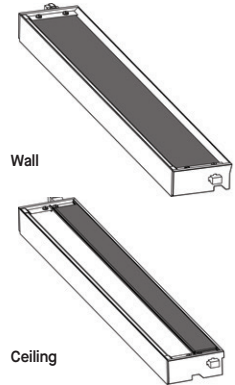
Well Building Standard™ (WELL) Living Building Challenge® (LBC)

LIGHTING PARTNERS

Lighting and diffuser solutions are available through partner companies



- Outstanding Aesthetics**
- No shadows. No bright spots. No color shifting.
- Easy Specification**
- Aim-free luminaire. No need for complex details. Less trade coordination.
- Unparalleled Performance**
- Twice the efficiency of other LED cove products.
 - Wide distribution using SurroundLite™ technology
- Worry-free Installation & Maintenance**
- Foolproof keyed mounting. Up to 90% less labor.



For compatible lighting details, visit axislighting.com




ZipWave™ LED 707

Exceptional Performance

- Low, standard and high outputs available
- High output over 1200 lm/ft.
- Customizable output and wattage options

Foolproof Installation

- Drop-in, tool-free installation with plug and play connections
- Runs 100' or more from one 120v power feed
- Section lengths in exact 1' (305mm) increments



For compatible lighting details, visit vode.com/zipwave-led-707

PHYSICAL DATA

Material
Commercial quality 3003 aluminum alloy

Surface Finish
Factory-applied baked polyester paint finish

Cleaning & Disinfecting
Cleaning and CDC approved disinfecting options available on armstrongceilings.com/cleaning

Warranty
10-Year Limited Warranty; 30-Year System Warranty

Profile
Various options with both Ceiling-to-Wall and Ceiling-to-Ceiling Light Ledges in a wide range of sizes with 3/4" horizontal flange.

Cross Tee/Main Beam Interface
Flush fit

End Detail
Splice with screws

TechLine / 1 877 276-7876
armstrongceilings.com/axiomlightcovers
BPCS-5836-322

LEED® is a registered trademark of the U.S. Green Building Council; Declare® and Living Building Challenge® (LBC) are registered trademarks of the International Living Future Institute; WELL™ and WELL Building Standard are trademarks of the International WELL Building Institute; Axis and CovePerfekt™ are trademarks of Axis Lighting; Vode® and ZipWave™ are trademarks of Vode Lighting LLC; all other trademarks used herein are the property of AWI Licensing LLC and/or its affiliates © 2023 AWI Licensing LLC

Armstrong®
World Industries



TRIM & TRANSITIONS – Standard