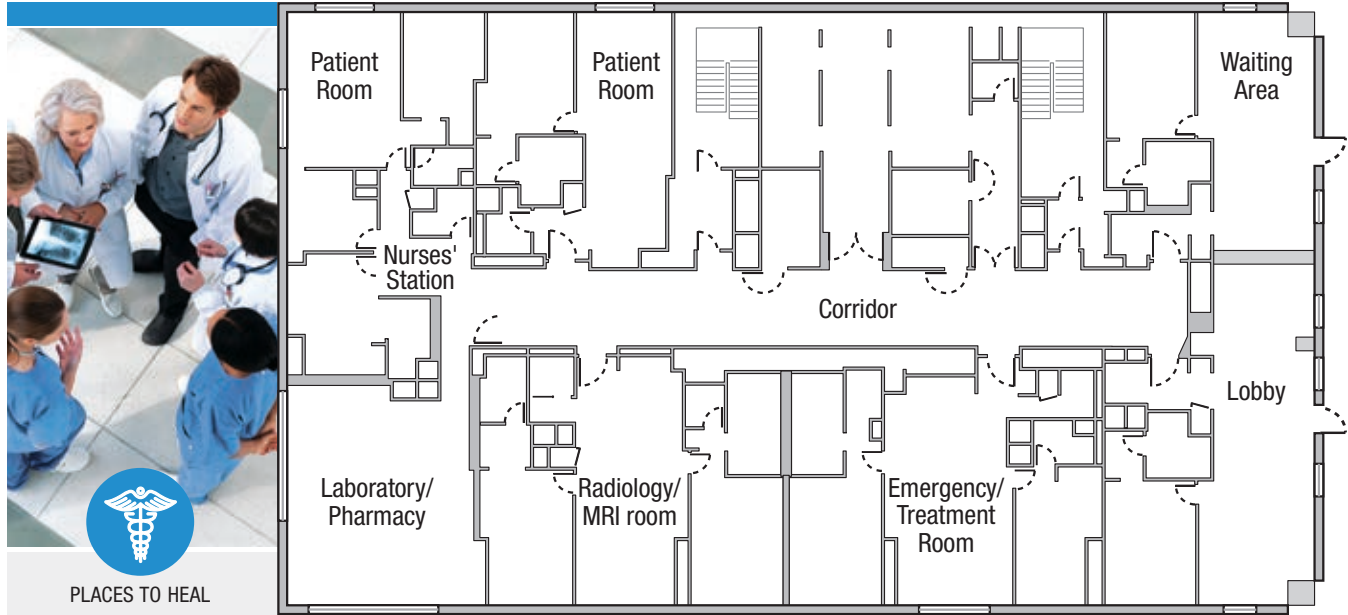


A CEILING FOR EVERY HEALTHCARE SPACE

Armstrong Ceiling Solutions can help you find the right products to meet the design and performance needs for your healthcare projects. From signature spaces to special application areas, our broad portfolio of commercial ceiling solutions address performance and aesthetic needs for each space throughout your healthcare facility.




RECOMMENDED PRODUCTS AT-A-GLANCE

Space	Product Recommendations	Performance Attributes
Lobbies	Ultima®, Optima®	Excellent sound absorption; Smooth, clean, durable finish – Impact-, Scratch-, and Soil-resistant
Patient Waiting Areas	Ultima, Ultima® Health Zone™, Cirrus®	Excellent sound absorption; Long-lasting water-repellency; Smooth, clean, durable finish – Impact-, Scratch-, and Soil-resistant
Nurse's Stations	Ultima, Ultima Health Zone, Optima, Cirrus, Fine Fissured™ High NRC	Excellent sound absorption for privacy; Washable and Scrubbable; Smooth, clean, durable finish – Impact-, Scratch-, and Soil-resistant; Fine Fissured option for cost savings
Corridors	Ultima, Ultima Health Zone, Fine Fissured™, Mesa™	Excellent sound absorption and blocking for privacy; Washable and Scrubbable; Smooth, clean, durable finish – Impact-, Scratch-, and Soil-resistant; Fine Fissured option for cost savings
Patient Rooms	Ultima, Ultima Health Zone, Georgian™, Mesa	Excellent sound absorption and sound blocking for oral privacy and HIPPA; Long-lasting water-repellency; Washable and Scrubbable; Smooth, clean, durable finish – Impact-, Scratch-, and Soil-resistant; safe for use with disinfectants
Radiology/MRI Rooms	Ultima, Ultima Health Zone, Optima, Clean Room™, Aluminum Prelude Suspension System	Excellent sound absorption; Long-lasting water-repellency; paired with aluminum suspension system to meet requirements for non-magnetic environments
Emergency/Treatment Rooms	Ultima, Ultima Health Zone, Clean Room™ FL (Operating Room), Cirrus, Fine Fissured High NRC	Excellent sound absorption and sound blocking for oral privacy and HIPPA; Long-lasting water-repellency; Washable and Scrubbable; Smooth, clean, durable finish – Impact-, Scratch-, and Soil-resistant; safe for use with disinfectants
Laboratories	Ultima Health Zone, Clean Room FL, Clean Room Suspension Systems (with factory-installed gasket)	Excellent sound absorption and sound blocking; Washable and Scrubbable; Smooth, clean, durable finish – Impact-, Scratch-, and Soil-resistant to meet the need for acoustical, yet cleanable surfaces
Back-of-House	Cortega™, Fissured™, Fine Fissured, Dune™	Low cost ceiling options for use when other performance features are not required; Use Fine Fissured and Dune for sag-resistance if HVAC may not be in constant operation.

REPLACE

HOW TO IDENTIFY THE RIGHT REPLACEMENT PANEL


1 Pattern – Visually match with the panels in your building



Ultima®/Ultima®
Health Zone™/ Optima®/
Optima Health Zone




Dune™/Mesa™




Cirrus®



Fine Fissured™/
Fine Fissured High NRC



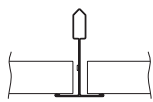
Fissured™



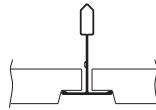
Cortega®

2 Suspension System (Grid) Type –

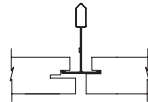
15/16" Grid Width



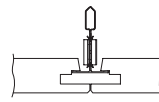
15/16" Prelude®
with Lay-in tile



15/16" Prelude
with Tegular tile

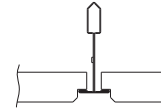


15/16" Prelude
with Vector® tile

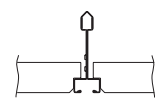


15/16" Prelude
with Concealed tile

9/16" Grid Width



9/16" Suprafine®
with Tegular tile



9/16" Silhouette®
with Tegular tile

3 Edge detail –



Square Lay-in

Simple, least expensive option; square cut edge of panel lays on grid.



Tegular

Reveal edge gives the ceiling panel a 3-dimensional look.



Vector

Panel edges cover a portion of the grid leaving a 1/4" reveal in between panels. Panels are downward accessible.

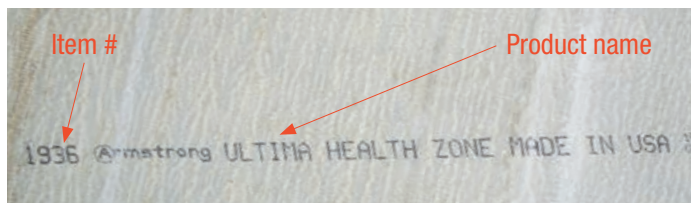


Concealed

Slightly angled reveal panel edges with no visible grid.

4 Turn over a tile –

- Look for the item number or product name on the back of the panel
- Use the Armstrong Ceilings Crossover Reference to find:
 - product name
 - size of panel and grid
 - type of edge detail



5 Contact the experts –

- Download the Grainger® Replacement Ceilings App
- Take a close-up photo of the overall ceiling pattern and grid interface
- Send the photo to our technical team via the app or by email: techline@armstrongceilings.com



All other trademarks used herein are the property of AWI Licensing LLC and/or its affiliates